

UNIVERSITY INFORMATION	
Location	Martin, Tenn.
Founded	1900; Senior College, 1951
Enrollment	7,507
Nickname	Skyhawks
Colors	Navy Blue & Orange
Stadium	Hardy M. Graham Stadium
Capacity	7,500
Surface	Field Turf
Affiliation	NCAA Division I (FCS)
Conference	Ohio Valley
Chancellor	Dr. Yancy Freeman
Athletics Director	Kurt McGuffin
Athletics Office	731-881-7660
Assistant AD/SWA	Danella Fabianich
Ticket Office Phone	731-881-7207

COACHING STAFF	
Head Coach	Jason Simpson
Alma Mater	Southern Miss, 1995
Career Record	124-92 (20th)
Record at UT Martin	Same
Conference Record	93-50 (20th)

TEAM INFORMATION	
2024 Overall Record	9-5
	H: 4-2 A: 5-3
2024 OVC Record/Finish	6-2 (T-1st)
	H: 3-1 A: 3-1

Basic Offense	Multiple
Basic Defense	4-2-5

Starters Returning/Lost	
Off: 2/9	Def: 4/8 S/T: 1/1 Total: 7/18

Players Returning	
Off: 25	Def: 29 S/T: 5 Total: 58

Newcomers	
Off: 35	Def: 26 S/T: 6 Total: 67

PROGRAM HISTORY	
First Year of Football	1925
All-Time Record	409-521-20
Division I Record	166-217
OVC Record	113-134
OVC Championships	5 (2006, 21, 22, 23, 24)
FCS Playoff Appearances	3 (2006, 21, 24)

SPORTS INFORMATION	
Football Contact	Alex Boggis
Email	dboggis@utm.edu
Office Phone	731-881-7964
Cell Phone	618-357-1536
Press Row Phone	731-881-7694
Mailing Address	1022 Elam Center
	Martin, Tenn. 38238
Website	www.UTMSports.com



SKYHAWKS IN PRINT

The name of our institution is the **University of Tennessee at Martin** and if abbreviated, should be referred to as **UT Martin**. The **University of Tennessee at Martin** should be used as the first reference in a news story. **UT Martin** should be used in subsequent references and **UTM** is acceptable in headlines.

Tennessee-Martin, UT-Martin, UT or Martin should **NEVER** be used. The description **Skyhawks** should be used to represent all **UT Martin** athletic teams. **Hawks** should never be used.

SCHEDULE AND RESULTS

DATE	OPPONENT	SITE	TV	RESULT	SERIES	NOTES
AUG 28	AT OKLAHOMA STATE COWBOYS	Stillwater, Okla.	ESPN+	6:30 pm	0-0	
SEPT 6	AT UTEP MINERS	El Paso, Texas	ESPN+	8 pm	0-0	
SEPT 13	SOUTHERN ILLINOIS SALUKIS	Martin, Tenn.	ESPN+	6 pm	1-8	
SEPT 20	AT MISSOURI STATE BEARS	Springfield, Mo.	ESPN+	6 pm	2-8	
SEPT 27	SOUTHEAST MISSOURI* REDHAWKS	Martin, Tenn.	ESPN+	6 pm	20-20	
OCT 4	AT LINDENWOOD* LIONS	St. Charles, Mo.	ESPN+	1 pm	2-0	
OCT 11	WESTERN ILLINOIS* LEATHERNECKS	Martin, Tenn.	ESPN+	2 pm	2-1	
OCT 18	AT GARDNER-WEBB* RUNNIN' BULLDOGS	Boiling Springs, NC	ESPN+	12:30 pm	3-3	
NOV 1	AT EASTERN ILLINOIS* PANTHERS	Charleston, Ill.	ESPN+	2 pm	15-15	
NOV 8	TENNESSEE STATE* TIGERS	Martin, Tenn.	ESPN+	1 pm	16-18	
NOV 15	CHARLESTON SOUTHERN* BUCCANEERS	Martin, Tenn.	ESPN+	1 pm	3-0	
NOV 22	AT TENNESSEE TECH* GOLDEN EAGLES	Cookeville, Tenn.	ESPN+	Noon	21-23-2	

MEDIA INFORMATION

SKYHAWK WEEKLY MEDIA AVAILABILITY

» UT Martin football coach Jason Simpson will appear on the Skyhawk Sports Talk podcast on Mondays from 12 p.m. - 1 p.m. during the season. The weekly podcast will be recorded live and later available on demand on UTMSports.com. Simpson is also available for media virtually every Tuesday via Zoom from 10:40-10:50 a.m. For those wishing to interview coach Simpson or members of the Skyhawk football program outside of those two availability windows, please contact a member of the UT Martin sports information staff for further accommodations.

BIG SOUTH-OVC WEEKLY CONTENT SESSION

» UT Martin football coach Jason Simpson will be made available for media virtually every Tuesday via Zoom from 10:40-10:50 a.m. please contact Kyle Schwartz in the OVC Office (615-690-6685 or kschwartz@ovc.org) for more info.

COACHES SCHEDULE

9:50-10:00 am	Chris Wilkerson, Eastern Illinois
10:00-10:10 am	Cris Reisert, Gardner-Webb
10:10-10:20 am	Eddie George, Tennessee State
10:40-10:50 am	Jason Simpson, UT Martin
11:00-11:10 am	Gabe Giardina, Charleston Southern
11:20-11:30 am	Tom Matukewicz, Southeast Missouri
11:30-11:40 am	Jed Stugart, Lindenwood
11:40-11:50 am	Joe Davis, Western Illinois
1:30-2:40 pm	Bobby Wilder, Tennessee Tech

POSTGAME AVAILABILITIES

» Skyhawk head coach Jason Simpson and select players will be made available upon request for a press conference in the Bob Carroll Football Building Multi-Purpose Room at the conclusion of each home game. Reach out to Alex Boggis (dboggis@utm.edu) to request a player.

INTERVIEW POLICIES

» Media interviews with players and coaches are encouraged, and every effort will be made to accommodate media requests. In-person interviews are preferred. Telephone interviews can be arranged through the sports information office.

CREDENTIALS

» Media credentials are required for all Skyhawk home games and can be obtained through the sports information office. Please notify Alex Boggis at least 24 hours in advance of home games and at least 72 hours in advance of road games. Passes may be picked up in advance at the Sports Information Office or on game day in the lobby of the Hardy M. Graham Stadium Press Box. Media parking is located in the lot just behind the Graham Stadium press box. Parking passes must be requested with media passes.

GAMEDAY DOCUMENTS/STATS/NOTES/ROSTERS

» Media will be provided hard copies of roster flipcards, game notes and final statistics. Live stats, courtesy of StatBroadcast are available at UTMSports.com while full game materials are available online at www.UTMSports.com/FootballMediaCenter.

PRESS BOX

» The Hardy M. Graham Stadium press box is located off University Street, directly above the bleacher seating area. Internet access is available in the press box. Media parking is located in the general parking lot in front of the main entrance.

SKYHAWK NEWS ONLINE

» A wealth of resources for the UT Martin sports information department can be found at www.UTMSports.com, powered by SIDEARM Sports. The site features updated schedules, rosters, player information, game notes and statistics.

SKYHAWK SPORTS NETWORK

» The Skyhawks air every football game on the Skyhawk Sports Network and its flagship station Thunderbolt Broadcasting. Games are broadcast on WCMT "Talk and News You Can Use!" with simulcasts on 1410 AM, 100.5 FM, 92.7 FM, 96.1 FM, 99.7 FM and 103.3 FM.



THIS WEEK'S OPPONENT



OKLAHOMA STATE COWBOYS
(0-0, 0-0 BIG 12)

RUSHING	G	Att.	Yds.	Avg.	TD	Yds/G
PASSING	G	Cmp-Att.	Pct.	Yds	TD	INT
RECEIVING	G	Rec.	Yds.	Avg.	TD	Yds/G
DEFENSE	G	Solo	Asst	Total	TFL	Other

2025 SCHEDULE

Date	Opponent	Result
8/8	UT Martin	6:30 pm
9/6	at Oregon	2:30 pm
9/19	Tulsa	6 pm
9/27	Baylor*	TBA
10/4	at Arizona*	TBA
10/11	Houston*	TBA
10/18	Cincinnati*	TBA
10/25	at Texas Tech*	TBA
11/1	at Kansas*	TBA
11/15	Kansas State*	TBA
11/22	at UCF*	TBA
11/29	Iowa State*	TBA

QUICK HITS

UT MARTIN PICKED TO FINISH SECOND IN OVC-BIG SOUTH FOOTBALL ASSOCIATION POLL

» After winning four consecutive league championships, including a share of back-to-back OVC-Big South Football Association championship, UT Martin has been picked to finish second in the association's annual preseason poll. The Skyhawks received 56 points and two first place votes - finishing out point out of first place - to finish second.

Preseason Predicted Order of Finish

1. Tennessee Tech (5 first place) - 57
2. **UT Martin (2) - 56**
3. Southeast Missouri (2) - 53
4. Lindenwood - 39
5. Western Illinois - 30
6. Eastern Illinois - 24
7. Gardner-Webb - 24
8. Tennessee State - 23
9. Charleston Southern - 18

SKYHAWKS VS FBS

» UT Martin has been no stranger to playing competition from the Football Bowl Subdivision (FBS) over the years. The Skyhawks have played 30 different FBS games since 2006, including a stretch from 2011-16 in which UT Martin played at least two FBS games per year. The Skyhawks are 2-28 in games against FBS opponents under the direction of head coach Jason Simpson.

Year	Opponent	Result
2024	Kennesaw State	W, 24-13
	No. 17 Kansas State	L, 41-6
2023	No. 1 Georgia	L, 48-7
2022	No. 3 Tennessee	L, 65-24
	Boise State	L, 30-7
2021	Western Kentucky	L, 59-21
2019	Florida	L, 45-0
	Kentucky	L, 50-7
2018	Missouri	L, 51-14
	Middle Tennessee	L, 61-37
2017	Ole Miss	L, 45-23
2016	Cincinnati	L, 28-7
	Hawai'i	L, 41-36
	Georgia State	L, 31-6
2015	No. 15 Ole Miss	L, 76-3
	Arkansas	L, 63-28
2014	Kentucky	L, 59-14
	No. 1 Mississippi State	L, 45-16
2013	Boise State	L, 63-14
	Memphis	L, 21-6
2012	Memphis	W, 20-17
	Northern Illinois	L, 35-7
2011	Mississippi State	L, 55-17
	South Alabama	L, 33-30
2010	Tennessee	L, 50-0
2009	Memphis	L, 41-14
2008	No. 19 South Florida	L, 56-7
	Auburn	L, 37-20
2007	Southern Miss	L, 35-13
2006	Ohio	L, 29-3



FOUR STRAIGHT LEAGUE CHAMPIONSHIPS

» Regardless of conference affiliation, UT Martin has won at least a share of four consecutive conference championships. The streak began with an outright Ohio Valley Conference title in 2021 before sharing another OVC title in 2022. After a conference merger with the Big South, the Skyhawks have claimed a piece of back-to-back Big South-OVC Football Association crowns in 2023 and 2024.

» UT Martin is the just the fifth program to win four or more consecutive titles in the OVC's history and only trails a five-year run by Jacksonville State from 2014-18.

Team	Championships	Overall
Jacksonville State	2014, 2015, 2016, 2017, 2018	5
UT Martin	2021, 2022, 2023, 2024	4
Eastern Kentucky	1981, 1982, 1983, 1984	4
Tennessee Tech	1958, 1959, 1960, 1961	4
Middle Tennessee	1956, 1957, 1958, 1959	4

OVC SUPREMACY

» Since the 2006 season, UT Martin ranks as the winningest active member in the Ohio Valley Conference with 93 victories. After winning just 20 games in the team's first 14 years in the league, the Skyhawks are 93-50 since 2006 while sitting 19 wins above the closest program in Eastern Illinois (74-68) during that span. The Skyhawks have finished .500 or above in conference play in 17 of the last 19 seasons - including six top-two finishes.

Most Conference Wins Since 2006

Coach (Program)	W	L	%
1. UT Martin	93	50	.650
2. Eastern Illinois	74	68	.521
3. Southeast Missouri	66	76	.465
4. Tennessee State	61	73	.455
5. Tennessee Tech	50	94	.347

ON THIS DAY...

AUGUST

28

THE RECORD: 1-1
THE STREAK: W1
LAST TIME: 2003

DID YOU KNOW: August 28 is the earliest recorded date for a season-opener in school history. This marks the third time that UT Martin has played on Aug. 28, joining games in 1997 and 2003.

ON THIS DATE IN UT MARTIN HISTORY

- » 1997 vs. #10 Western Kentucky L, 42-0
- » 2003 vs. Austin Peay W, 21-20



SIMPSON MOVES UP TO THIRD ALL-TIME IN OVC

» UT Martin head coach Jason Simpson currently sits third in OVC history with 124 career victories. With his win against Gardner-Webb on Oct. 5 he surpassed former Middle Tennessee coach Charles Murphy. Now in his 19th season at UTM, Simpson ranks as the longest tenured coach in the league while sitting first among active OVC coaches in victories.

Most Wins In OVC History

Coach (Program)	W	L	%
1. Roy Kidd (Eastern Kentucky)	315	123	.715
2. Boots Donnelly (AP/MTSU)	154	94	.620
3. Jason Simpson (UT Martin)	124	91	.577
4. Charles Murphy (MTSU)	117	53	.683
5. Jimmy Feix (WKU)	99	43	.690

» In OVC play alone, Simpson has a career mark of 93-50 through 19 seasons, more than quadrupling the program's 20-win total which stretched through 14 seasons before his tenure. His 90 conference wins rank third in OVC history.

Most Conference Wins In OVC History

Coach (Program)	W	L	%
1. Roy Kidd (Eastern Kentucky)	207	61	.768
2. Boots Donnelly (AP/MTSU)	102	52	.662
3. Jason Simpson (UTM)	93	50	.653
4. Charles Murphy (MTSU)	73	26	.733
5. Bob Spoo (EIU)	68	44	.607

RECORD WHEN...

Overall	0-0
vs. OVC-Big South Football Association	0-0
Non-conference record	0-0
Home	0-0
Away	0-0
Day Games	0-0
Night Games	0-0
Offense	
When scoring first	0-0
When the opponent scores first	0-0
When leading at halftime	0-0
When trailing at halftime	0-0
When tied at halftime	0-0
When leading after third quarter	0-0
When trailing after third quarter	0-0
When tied after third quarter	0-0
In overtime games	0-0
When scoring less than 20 points	0-0
When scoring 20+ points	0-0
When scoring 30+ points	0-0
When scoring 40+ points	0-0
When allowing less than 20 points	0-0
When allowing 20+ points	0-0
When allowing 30+ points	0-0
When rushing for < 100 yards	0-0
When rushing for 100+ yards	0-0
When rushing for 200+ yards	0-0
When passing for 200+ yards	0-0
When passing for 300+ yards	0-0
When totaling < 300 yds total offense	0-0
When gaining 300+ yds total offense	0-0
Defense	
When allowing < 100 yds rushing	0-0
When allowing 100+ yds rushing	0-0
When allowing 200+ yds rushing	0-0
When allowing < 200 yards passing	0-0
When allowing 200+ yards passing	0-0
When allowing 300+ yards passing	0-0
When allowing < 300 yds total offense	0-0
When allowing 300+ yds total offense	0-0

GAME CAPTAINS

Oklahoma State

UTEP

Southern Illinois

Missouri State

Southeast Missouri

Lindenwood

Western Illinois

Gardner-Webb

Eastern Illinois

Tennessee State

Charleston Southern

Tennessee Tech

QUICK HITS

OVC-BIG SOUTH FOOTBALL ASSOCIATION

>> This is the third season of the OVC-Big South Football Association. The Big South Conference and Ohio Valley Conference announced the creation of an association of their football member institutions that began play with the 2023 NCAA Division I football season. The modified agreement will now extend through at least 2030.
>> Schools in the association are Charleston Southern, Eastern Illinois, Gardner-Webb, Lindenwood, Southeast Missouri, Tennessee State, Tennessee Tech, UT Martin and Western Illinois.



MCGOY CHASING PROGRAM PBU RECORD

>> Cornerback **JaMichael McGoy, Jr.** has proven to be an impact performer for the Skyhawks since he was a true freshman in 2021 and has soared up the program's record book for career passes defended with 30 breakups and five interceptions. McGoy currently sits second with 35 career passes defended - trailing former teammate Oshae Baker by 10.

Career Passes Defended				
Rank	No.	Player	Years	
1.	45	Oshae Baker (36 pbu, 9 int)	2020-24	
2.	35	JaMichael McGoy, Jr. (30 pbu, 5 int)	2021-24	
3.	34	Jerry Reese (23 pbu, 11 int)	1981-84	
4.	32	Chris Jones (30 pbu, 2 int)	1996-97	
5.	31	Trent Findley (21 pbu, 10 int)	1999-02	

Career Pass Breakups				
Rank	No.	Player	Years	
1.	36	Oshae Baker	2020-24	
2.	30	JaMichael McGoy, Jr.	2021-25	
	30	Chris Jones	1996-97	
4.	23	Jerry Reese	1981-84	
	23	James Brown	1992-95	

PLAYOFF HISTORY

>> UT Martin has played in the postseason six times in program history with appearances in the 1967 Tangerine Bowl, 1988 Division II playoffs and three berths in the NCAA Division I Championship in 2006, 2021 and 2024. The Skyhawks are 3-3 all-time in the postseason.

Playoff History		
Year	Opponent	Result
1967	vs. West Chester	W, 25-8
1988	vs. Butler	W, 23-6
	at Texas A&M-Kingsville	L, 34-0
2006	at Southern Illinois	L, 36-30
2021	at Missouri State	W, 32-31
	at Montana State	L, 26-7
2024	at New Hampshire	W, 41-10
	at Montana State	L, 49-17

THREE TEAMS FROM BIG SOUTH-OVC IN PLAYOFFS

>> Three members of the OVC-Big South Football Association earned bids to the 2024 NCAA Division I Football Championship. Southeast Missouri won the Association's automatic bid while both Tennessee State and UT Martin earned at-large bids. It marked just the second time that three members of the OVC have earned playoff bids - joining a group in 2013 which saw all three teams win their first round matchups.

SKYHAWKS SOARING UP NATIONAL POLLS

>> UT Martin were ranked nationally in five weeks last season while receiving votes in the 11 of the 12 weeks of the regular season. The Skyhawks finished the season ranked No. 17 in the Stats Perform Top 25 and No. 18 in the AFCA Coaches' Poll.

Weekly Rankings

Preseason	AFCA Coaches': RV	Stats Perform: RV
Sept. 2	AFCA Coaches': RV	Stats Perform: RV
Sept. 9	AFCA Coaches': -	Stats Perform: RV
Sept. 16	AFCA Coaches': -	Stats Perform: RV
Sept. 23	AFCA Coaches': -	Stats Perform: -
Sept. 30	AFCA Coaches': RV	Stats Perform: -
Oct. 7	AFCA Coaches': RV	Stats Perform: -
Oct. 14	AFCA Coaches': RV	Stats Perform: 25
Oct. 21	AFCA Coaches': RV	Stats Perform: RV
Oct. 28	AFCA Coaches': RV	Stats Perform: RV
Nov. 4	AFCA Coaches': 22	Stats Perform: 19
Nov. 11	AFCA Coaches': 19	Stats Perform: 18
Nov. 18	AFCA Coaches': 24	Stats Perform: 22
Nov. 25	AFCA Coaches': 20	Stats Perform: 23
Postseason	AFCA Coaches': 18	Stats Perform: 17

MCGOY TABBED AS CONSENSUS ALL-AMERICAN

>> After setting a school record with 18 pass breakups and ranking third nationally in passes defended last season, cornerback **JaMichael McGoy, Jr.** enters the 2025 season as a consensus preseason All-American after earning recognitions from FCS Football Central, Phil Steele and Stats Perform.

NO FLY ZONE

>> The Skyhawks have been impressive defending the passing game this season and the lead the FCS in passes defended by a wide margin. UT Martin has registered 103 passes defended to lead the country by 23 while notching a stellar 84 pass breakups - sitting tops nationally by 24.

Team	G	PBU	INT	TD	PD
1. UT Martin	12	84	19	4	103
2. Mercer	12	58	22	3	80
3. William & Mary	12	60	12	-	72
4. Houston Christian	12	58	12	2	70
5. Chattanooga	12	51	18	2	69

SKYHAWKS IN THE NATIONAL RANKINGS

>> UT Martin ranked in the FCS top-25 in 10 different team categories and 11 individual categories. The squad sat among the nation's top 10 teams in passes intercepted (19, third), defensive touchdowns (four, fifth), rushing defense (93.2, sixth) and third down conversion percentage defense (30.6%, ninth).

NCAA		NCAA OVCBS		
Team	Statistic	Rank	Rank	Value
	Passes Intercepted	3	1	19
	Defensive Touchdowns	5	1	4
	Rushing Defense	6	2	93.2
	3rd Down Conversion Defense	9	1	.306
	Time of Possession	13	1	31:54
	Punt Returns	14	2	13.14
	Turnovers Gained	14	1	24
	Red Zone Offense	19	1	.878
	Team Passing Efficiency Defense	22	2	119.2
	Scoring Offense	24	1	31.4

Individual Statistic		Player	NCAA Rank	OVCBS Rank	Value
Passes Defended		McGoy	3	1	1.5
Punt Return TDs		Robertson	4	1	1
Punt Returns		Baker	9	1	12.6
Interceptions/Game		Hunter	14	1	0.4
Points Responsible For		Dent	15	3	168
Rushing Yards		Smith	15	1	1226
Rushing TDs		Smith	16	1	14
Combined Kick Returns		Baker	18	2	637
Passing Yards/Comp		Dent	22	1	13.32
Passing TDs		Dent	24	3	21
Total Touchdowns		Smith	24	1	14

QUICK HITS



MCGOY NAMED BUCK BUCHANAN AWARD FINALIST

» Cornerback **JaMichael McGoy, Jr.** is regarded as one of the best defensive players in the country after being named a finalist for the prestigious Buck Buchanan Award by Stats Perform. The 2025 Buck Buchanan Award celebrates its 31th anniversary season and is presented to the national defensive player of the year in Division I FCS college football. The award is named for legendary defensive lineman Junious "Buck" Buchanan, who starred at Grambling State as part of his Hall of Fame career.

» A 2024 first-team OVC-Big South selection, McGoy ranked third nationally with 1.5 pass breakups per game while leading the Association with 18 pass breakups. He also tallied three interceptions – including one featured on SportsCenter Top 10 with a one-handed snag against nationally ranked New Hampshire in the first round of the FCS playoffs. In total, he tallied 43 total tackles and three tackles for loss.

DIPPING INTO THE TRANSFER PORTAL

» The Skyhawks added to a veteran return group this offseason by dipping into the transfer portal and acquiring talent. UT Martin welcomes in 15 FBS transfers, including Tah Mac Bright Banda (Lamar), Jase Bauer (Sam Houston), Jordan Beasley (Middle Tennessee), Tanner Bushee (Charlotte), Kaleb Costner (Stetson), John Gentry (Sam Houston), Armoni Goodwin (UAB), Ashton Guilbeau (Southeastern Louisiana), Jordan Johnson (Southern Miss), Polo Mahoni (FIU), Drake Martinez (Houston Christian), Jeff Miller (West Georgia), Mike Moment (WKU), Ty Perry (Troy), Keyshaun Pipkin (Northern Illinois), Cameron Powell (Western Michigan), Iese Puni (West Georgia), Eunique Valentine (Missouri State), Phaizon Wilson (Akron) and Dazalin Worsham (West Georgia).

TENNESSEE TOUGH, MARTIN MADE

» Under the direction of head coach **Jason Simpson**, the Skyhawks have taken pride in winning games against in-state opponents. Since 2014, the Skyhawks have posted a 26-9 record against in-state foes while possessing the second-best overall winning percentage of all Division I programs in the state (FBS and FCS) since 2010 at 57.0 percent.

SEASON 96

» The 2025 campaign is UT Martin's 96th season of football despite suspending play during Great Depression (1933) and World War II (1942-45). The Skyhawks are in their 33rd season at the NCAA Division I FCS level. UT Martin joined the NCAA Division I ranks in 1992 and have compiled an overall record of 152-212 with two Ohio Valley Conference titles (2006 and 2021), two OVC-Big South titles (2023 and 2024) and three NCAA Playoff appearance (2006, 2021 and 2024) as a Division-I program.

EIGHT SKYHAWKS NAMED BIG SOUTH-OVC PRESEASON PLAYERS TO WATCH LIST

» Eight Skyhawk were named to the OVC-Big SouthFootball Association Preseason Player to Watch List. The Skyhawk group includes five players on offense, two on defense and one specialist. The team was headlined by quarterback **Jase Bauer**, running back **Armoni Goodwin**, wide receiver **Phaizon Wilson**, tight end **Drake Martinez**, offensive lineman **Josiah Tingley**, linebacker **Tah Mac Bright Banda**, defensive back **JaMichael McGoy, Jr.** and punter **Jaren Van Winkle**.

FIVE SKYHAWKS EARN SPOT ON PHIL STEELE PRESEASON ALL-CONFERENCE LIST

» A total of five UT Martin football players garnered spots on the annual Phil Steele Preseason All-OVC-Big South teams. The preseason all-conference teams consisted of three groupings with UT Martin claiming two first team honors, two second team selections and one third team pick.

» Earning a spot on the first team was offensive lineman Josiah Tingley and defensive back JaMichael McGoy, Jr. Garnering second team recognitions was the defensive duo of linebacker Tah Mac Bright Banda and safety Josh Hastings. The third team was rounded out by running back Armoni Goodwin.

HOME SWEET HOME

» UT Martin has found success at Hardy Graham Stadium with three unbeaten campaigns in the last four years. Additionally, the Skyhawks have won 25 of their last 30 contests at home since 2019 - including a 18-3 record over the past four seasons. Against Big South-OVC opponents, the Skyhawks have lost just one game since Apr. 3, 2020 - a record of 13-1.

AFCA FCS COACHES POLL

TEAM (FIRST-PLACE VOTES)	PTS	RECORD
1. North Dakota State (26)	650	14-2
2. Montana State	612	15-1
3. South Dakota State	581	12-3
4. UIW	541	11-3
5. South Dakota	521	11-3
6. Illinois State	466	10-4
7. UC Davis	456	11-3
8. Tarleton State	454	10-4
9. Montana	447	9-5
10. Rhode Island	416	11-3
11. Mercer	396	11-3
12. Idaho	371	10-4
13. Villanova	338	10-4
14. Sacramento State	265	3-9
15. Lehigh	207	9-4
16. ACU	203	9-5
17. Jackson State	200	12-2
18. Northern Arizona	168	8-5
19. Western Carolina	147	7-5
20. Southern Illinois	132	4-8
21. Monmouth	116	6-6
22. Richmond	111	10-3
23. Tennessee Tech	111	7-5
24. Stephen F. Austin	82	7-5
25. Stony Brook	69	8-4

Others (OVC-Big South Only): UT Martin, 50; Southeast Missouri St., 25; Tennessee St., 14; Lindenwood, 4



STATS PERFORM FCS POLL

TEAM (FIRST-PLACE VOTES)	RECORD	PTS
1. North Dakota State (54)	14-2	1398
2. Montana State	15-1	1335
3. South Dakota State	12-3	1266
4. South Dakota	11-3	1227
5. UIW	11-3	1138
6. Illinois State	10-4	1015
7. Montana	9-5	1004
8. UC Davis	11-3	938
9. Rhode Island	11-3	928
10. Tarleton State	10-4	912
11. Mercer	11-3	824
12. Idaho	10-4	747
13. Villanova	10-4	737
14. Lehigh	9-4	493
15. Sacramento State	3-9	492
16. Abilene Christian	9-5	436
17. Jackson State	12-2	336
18. Western Carolina	7-5	335
19. Northern Arizona	8-5	312
20. Southern Illinois	4-8	310
21. Tennessee Tech	7-5	284
22. Monmouth	6-6	274
23. Stephen F. Austin	7-5	183
24. Stony Brook	8-4	181
25. Richmond	10-3	154

Others (OVC-Big South Only): Southeast Missouri (9-4, 6-2 OVC-Big South), 127; UT Martin (9-5, 6-2 OVC-Big South), 92; Tennessee State (9-4, 6-2 OVC-Big South), 21

BATTLE FOR THE VOLUNTEER STATE

Football has been a storied part of the state of Tennessee's history for decades. Dating back to the 2010 season, UT Martin ranks first in the state - including all Division I universities - in winning percentage at 57.4 percent. The Skyhawks are 25-8 against in-state foes since 2014.

	2024	2023	2022	2021	2020	2019	2018	2017	2016	2015	2014	2013	2012	2011	2010	Total (%)
UT Martin	9-5	8-3	7-4	10-3	3-4	7-5	2-9	6-5	7-5	7-4	5-6	7-5	8-3	5-7	6-5	97-72 (57.4)
Chattanooga	7-5	8-5	7-4	6-5	3-2	6-6	6-5	3-8	9-4	9-4	10-4	8-4	6-5	5-6	5-6	98-73 (57.3)
Memphis	11-2	10-3	7-6	6-6	8-3	12-2	8-6	10-3	8-5	9-4	10-3	3-9	4-8	2-10	1-11	109-81 (57.4)
Tennessee	10-3	9-4	11-2	7-6	3-7	8-5	5-7	4-8	9-4	9-4	7-6	5-7	5-7	6-7	7-5	105-82 (56.1)
Tennessee State	9-4	6-4	4-7	5-6	2-5	3-9	4-5	6-5	7-4	4-6	5-6	10-3	8-3	5-6	3-8	81-81 (50.0)
Middle Tennessee	3-9	4-8	8-5	7-6	3-6	4-8	8-6	7-6	8-5	7-6	6-6	8-5	8-4	2-10	6-7	89-97 (47.8)
ETSU	7-5	3-8	3-8	11-2	4-2	3-9	8-4	4-7	5-6	2-9	0-0	0-0	0-0	0-0	0-0	50-60 (45.5)
Vanderbilt	7-6	2-10	5-7	2-10	0-9	3-9	6-7	5-7	6-7	4-8	3-9	9-4	9-4	6-7	2-10	69-114 (37.7)
Tennessee Tech	7-5	4-7	4-7	3-8	2-5	6-6	1-10	1-11	5-6	4-7	5-7	5-7	3-8	7-4	5-6	62-104 (37.3)
Austin Peay	4-8	9-3	7-4	6-5	4-5	11-4	5-6	8-4	0-11	0-11	1-11	0-12	2-9	3-8	2-9	62-110 (36.0)



BY THE NUMBERS

- **Overall:** 124-92 (.574)
- **Conf. Play:** 93-50 (.650) | **Non-Conf:** 26-40 (.394)
- **Home:** 70-28 | **Away:** 54-67
- **Conference Titles:** Five (2006, 2021, 2022, 2023, 2024)
- **Postseason:** Three (2006, 2021, 2024)



SIMPSON AT A GLANCE

Simpson's **124** wins lead all active head coaches in the OVC and marks the most wins in UT Martin history

124**20**

In his **20th** season at the helm of the Skyhawks, Jason Simpson is the longest tenured head coach in the OVC

Jason Simpson's 124 career victories rank **third** in OVC history

3RD

GET TO KNOW SIMPSON

EDUCATION

- Undergraduate: Southern Miss, 1994

PLAYING CAREER HIGHLIGHTS

- Mississippi State - Football (1990-92)
- Southern Miss - Baseball (1992-94)
- 1993 All-Metro second team selection

CAREER HISTORY

UT MARTIN (2006-PRESENT)

- Head Coach
- 124-92 in 20 seasons
- OVC Championship (2006, 2021, 2022, 2023, 2024)
- Won Sgt. York Trophy 11 times (2010, 12, 14, 15, 16, 18, 19, 20, 21, 22, 23)
- Finished in the top half of the league 13 times
- Posted three runner-up finishes
- OVC Roy Kidd Coach of the Year (2006, 2021)
- AFCA Region 3 Coach of the Year (2006)

CHATTANOOGA (2003-05)

- Offensive Coordinator

TEXAS STATE (2000-03)

- Quarterback Coach

BLINN JUNIOR COLLEGE (2000)

- Quarterback Coach / Wide Receivers Coach

JACKSONVILLE STATE (1997-99)

- Quarterback Coach

DELTA STATE (1995)

- Defensive Graduate Assistant

CHAMPIONSHIPS

OVC CHAMPIONSHIPS

- 2006, 2021, 2022, 2023, 2024

COACHING HONORS

- OVC Coach of the Year (2006, 2021)
- Eddie Robinson FCS Coach of the Year Finalist (2006, 2012, 2016, 2021)
- AFCA Region 3 Coach of the Year (2006)



HEAD COACH JASON SIMPSON



YEAR-BY-YEAR HEAD COACHING RECORD

YEAR	OVERALL	CONFERENCE	FINISH	H	A	POSTSEASON
2006*	9-3 .750	6-1 .857	1st	4-1	5-2	FCS Playoffs (1st Round)
2007	4-7 .363	4-4 .500	6th	3-2	1-5	-
2008	8-4 .667	6-2 .750	2nd	4-2	4-2	-
2009	5-6 .454	4-4 .500	4th	4-1	1-5	-
2010	6-5 .545	5-3 .625	4th	4-1	2-4	-
2011	5-6 .454	4-4 .500	5th	4-1	1-5	-
2012	8-3 .727	6-2 .750	2nd	4-1	4-2	-
2013	7-5 .583	5-3 .625	3rd	2-3	5-2	-
2014	6-6 .500	5-3 .625	3rd	3-2	2-4	-
2015	7-4 .636	6-2 .750	3rd	3-2	4-2	-
2016	7-5 .583	6-2 .750	2nd	5-0	2-5	-
2017	6-5 .545	4-4 .500	4th	3-2	3-3	-
2018	2-9 .181	2-6 .250	8th	2-3	0-7	-
2019	7-5 .583	6-2 .750	3rd	5-2	2-5	-
20-21	3-4 .428	3-4 .428	5th	2-2	1-2	-
2021*	10-2 .833	5-1 .833	1st	5-0	5-2	FCS Playoffs (2nd Round)
2022*	7-4 .600	5-0 1.000	T-1st	3-1	3-2	-
2023	8-3 .727	5-1 .833	T-1st	5-0	3-3	-
2024	9-5 .643	6-2 .750	T-1st	4-2	5-3	FCS Playoffs (2nd Round)
Total	124-92 .574	93-50 .650	-	72-28	54-64	

The longest tenured head football coach in the Ohio Valley Conference is Jason Simpson, who has transformed the University of Tennessee at Martin program into one of the winningest teams in the OVC since his first season in 2006.

In 19 years, Simpson has led UT Martin to an 124-92 record (.574 winning percentage) and a 93-50 mark against conference opponents (.650 winning percentage). That comes after the program had won 20 OVC games in its first 14 seasons in the league. He also has presided over 174 all-conference players after the program tallied 33 such players in its first 15 seasons in the OVC.

Simpson's 124 career victories rank third in OVC history while his 93 conference wins also sit in third place – with both totals only trailing Roy Kidd (Eastern Kentucky) and Boots Donnelly (Austin Peay/Middle Tennessee). Included in those victories are two wins over Football Bowl Subdivision programs with upset victories against Memphis (2012, 20-17) and Kennesaw State (2024, 24-13).

Six of the program's 10 8-win seasons have come under Simpson, including all six at the Football Championship Subdivision level. He is responsible for the program's only OVC championship teams in 2006, 2021, 2022, 2023 and 2024. The 2006 team ended the season ranked No. 13 nationally with a 9-3 record while the 2021 team won the first playoff game in the Division I Era and finished the campaign ranked No. 12 nationally with a 10-3 overall mark. The Skyhawks completed back-to-back league titles with a 2022 championship after going 7-4 overall while posting the program's first unbeaten conference slate with a 5-0 record. The squad then rattled off a three-peat in the inaugural season of the Big South-OVC Football Association with an 8-3 overall mark while going 5-1 in league action. The program then became just the fifth in OVC history to win four or more consecutive titles after boasting a 9-5 record and advancing to the second round of the FCS playoffs.

Simpson is a four-time finalist for the Eddie Robinson FCS Coach of the Year Award in 2006, 2012, 2016 and 2021 while finishing fourth overall in 2006. He is also a two-time recipient of the OVC's Roy Kidd Coach of the Year award in 2006 and 2021 while being named the American Football Coaches Association Region 3 Coach of the Year in 2006, his debut season at UT Martin.

A total of 41 Skyhawks have been named an All-American under Simpson. A collection of those players include Alex Atkins (2006), Oshae Baker (2024), Tony Bell (2013, 2014), Josh Bey (2009), Jessie Burton (2006), Jeremy Butler (2013), Drake Carroll (2024), Don Chapman (2006), Daylan Dotson (2022), Christian Dowell (2024), CJ Estelle (2011), John H. Ford II (2022), Joe Gibbs (2009), Matthan Hatchie (2021, 2022), Montori Hughes (2012), Chris Hunter, Jr. (2024), Ben Johnson (2013), JaMichael McGoy, Jr. (2024), Dontrell

Miller (2008), Charles Perkins (2023, 2024), Brock Powers (2022), Jaylon Sharpe (2024), Quentin Sims (2012), Vance Van Every (2024), Ray Williams (2008), Rodney Williams II (2020), Terry Williams (2019) and Josh Yarbrough (2007).

Simpson has also overseen the development of seven major award winners, 74 all-conference first team honorees, 80 second team selections and 20 OVC All-Newcomer picks. The Skyhawks have had two OVC Offensive Players of the Year in Don Chapman (2006) and Keon Howard (2021) and one OVC Defensive Player of the Year with John H. Ford II (2022). He also oversaw the development of Big South-OVC Special Teams Player of the Year Aidan Laros during the 2023 campaign. They have also boasted three OVC Freshmen of the Year honorees in Don Chapman (2004), John Bachus III (2019) and Sam Franklin (2022).

Two Skyhawks have been drafted during the Simpson Era with wide receiver Colton Dowell (2023) and defensive tackle Montori Hughes (2012) hearing their names called on the final day of their respective drafts. Hughes was taken in the fifth round (139th pick) of the 2012 NFL Draft by the Indianapolis Colts while Dowell was selected in the seventh round (228th pick) in 2023 by the Tennessee Titans.

The program had a shining moment in 2023 when three former Skyhawks earned spots on active NFL rosters with Dowell (Tennessee Titans), Rodney Williams II (Pittsburgh Steelers) and Dresser Winn (Los Angeles Rams) representing UT Martin. Since 2011, Gibbs (St. Louis Rams, Green Bay Packers), Sims (Atlanta Falcons, New England Patriots), Derek Carr (New York Giants), Johnson (Kansas City Chiefs), Butler (Baltimore Ravens), DJ Roberts (Baltimore Ravens), Abou Toure (Indianapolis Colts), Charles Sweeton (Kansas City Chiefs), Bell (Tennessee Titans), Corey Jordan (Jacksonville Jaguars), Caylon Weathers (Chicago Bears), Brett Thompson (Pittsburgh Steelers), Joe Este (Tennessee Titans), Jaylon Moore (Baltimore Ravens), Donnell Williams (Tennessee Titans and Washington Commanders), Rodney Williams II (Denver Broncos), Dowell (Tennessee Titans), Winn (Los Angeles Rams), Christian Dowell (Denver Broncos), Tevin Shipp (Indianapolis Colts and Seattle Seahawks), DeVonte Tanksley (Miami Dolphins) and Kinkead Dent (Jacksonville Jaguars) have all received opportunities with NFL teams.

Simpson also coached Chapman for two seasons, who became just the 14th Division-I player to rush for 1,000 yards in four consecutive seasons. He was named the program's first-ever OVC Offensive Player of the Year in 2006.

The Skyhawks have won or shared the Sgt. Alvin C. York Trophy - which was established in 2007 and is given annually to the best of the OVC teams located in Tennessee - 11 times. The Skyhawks won the trophy in 2010 and shared it in 2012, 2018, 2019 and 2020 while claiming the trophy outright in 2014, 2015, 2016, 2021, 2022 and 2023. UT Martin owns the best record in the Sgt. York Trophy series while boasting a 37-14 all-time mark.

Prior to accepting his first head coaching job at UT Martin, Simpson was the offensive coordinator at the University of Tennessee at Chattanooga. He was instrumental in the resurgence of the UTC football program. In 2005, Chattanooga posted a 6-5 campaign, the school's first winning season since 1997.

Before Chattanooga, Simpson coached at Texas State University, a member of the Southland Football League. He coached quarterbacks, receivers and served as the team's recruiting coordinator. In 2000, Texas State posted a 7-4 record, the school's first winning season in 10 years.

Simpson served as an assistant coach from 1997-1999 at Jacksonville State University. He coached quarterbacks and was the team's passing game coordinator. He also coached receivers and served as an assistant special teams coordinator. He was a member of the Jacksonville State staff responsible for the third best turnaround in Division I football for the 1997 and 1998 seasons.

An Ellisville, Miss. native, Simpson signed as a quarterback with Mississippi State and played for two seasons for the Bulldogs. He also played baseball for Ron Polk at Mississippi State before transferring to Southern Miss in 1992. At Southern Miss, Simpson was a two-time all-conference selection in baseball and was team captain his senior season.

After earning a bachelor's degree in 1994 from Southern Miss, he spent the next year as a graduate assistant football coach at Delta State, where he coached defensive backs. In the spring of 1995, Simpson served as an assistant football and head baseball coach at Collins High School in Mississippi.

Simpson and his wife, the former Julie Wilkerson, have two sons and a daughter: Ty, Emma and Graham. The family lives in Martin and attends First Baptist Church.

SKYHAWK ASSISTANT COACHES



KEVIN BANNON
Associate Head Coach
Offensive Coordinator/OL
13th Year



JERRY PARTRIDGE
Assistant Head Coach
Defensive Coordinator
Third Year



TJ JEFFERSON
Special Teams Coordinator
Inside Linebackers
Fifth Year



RUDY GRIFFIN
Defensive Line
Recruiting Coordinator
Second Year



ANTONIO CLIFTON
Cornerbacks
Seventh Year



DANNY MODELSKI
Pass Game Coordinator
Quarterbacks
Second Year



JAVAUGHN CRAIG
Tight Ends
Third Year



NICK COCHRAN
Wide Receivers
Second Year



NATE STOUT
Offensive Line
Second Year



HUNTER KENDALL
Running Backs
Fourth Year

SIMPSON VS. ALL OPPONENTS

Arkansas	0-1
Auburn	0-1
Austin Peay	13-3
Baker	1-0
Bethel	1-0
Boise State	0-2
Central Arkansas	1-2
Charleston Southern	2-0
Chattanooga	2-1
Cincinnati	0-1
Clarion	1-0
Concordia	1-0
Cumberland	1-0
Eastern Illinois	14-4
Eastern Kentucky	5-8
Florida	0-1
Gardner-Webb	2-1
Georgia	0-1
Georgia State	0-1
Hawaii	0-1
Houston Christian	2-0
Iowa Wesleyan	1-0
Jacksonville State	5-11
Kansas State	0-1
Kennesaw State	1-1
Kentucky	0-2
Lambuth	1-0
Lindenwood	2-0
Memphis	1-2
Middle Tennessee	0-1
Mississippi State	0-2
Missouri	0-1
Missouri State	2-4
Montana State	0-2
Murray State	13-4
New Hampshire	1-0
North Alabama	2-0
Northern Illinois	0-1
Northwestern State	2-0
Ohio	0-1
Ole Miss	0-2
Samford	3-1
South Alabama	0-1
South Florida	0-1
Southeast Missouri	12-7
Southeastern Louisiana	1-1
Southern Illinois	0-2
Southern Miss	0-1
Tennessee	0-2
Tennessee State	12-6
Tennessee Tech	14-5
Union College	1-0
Urbana	1-0
Western Illinois	2-0
Western Kentucky	0-1
Total	124-92

SIMPSON'S RECORD WHEN...

Home Record:	70-28
Road Record:	54-67
Conference Overall:	93-50
Conference Home:	46-22
Conference Road:	43-29
Ranked opponents:	14-27
Record in August:	3-3
Record in September:	38-36
Record in October:	45-24
Record in November:	35-24
Record in December:	0-2
Record in February:	0-1
Record in March:	2-2
Record in April:	1-1
Scoring First:	86-25
Leading at half:	97-16
Trailing at half:	21-67
Tied at half:	6-6
Scores <20 Points:	15-46
Scores >20 Points:	114-47
Scores 30+ Points:	83-18
Scores 40+ Points:	46-4
Opponent Scores <20 Points:	70-10
Opponent Scores >20 Points:	53-83
Opponent Scores 30+ Points:	22-62
Opponent Scores 40+ Points:	4-34
Overtime record:	1-5
Record after a loss:	55-26
Longest winning streak:	9 (2021)
Longest losing streak:	6 (2007)

ALPHABETICAL ROSTER

No.	Name	Pos.
27	Moses Adelowo	RB
98	Fungani 'Aho	DL
15	Scottie Alexander	WR
39	Chris Allen, Jr.	CB
29	Kaleb Almo	S
75	Khaleel Annunziata	OL
39	Thomas Ansley	RB
46	Trevor Anthony	OLB
74	Mitchell Appleton	OL
35	Kobe Askew	WR
3	Bryce Bailey	WR
7	Tah Mac Bright Banda	LB
8	Jase Bauer	QB
16	Jordan Beasley	WR
66	Aden Bonner	OL
67	Malachi Bonner	OL
43	Braylen Bowling	LB
85	Jaren Bowling	TE
79	Elijah Bowser	OL
37	Jaden Boyd	CB
12	Tanner Bushee	QB
4	Julian Calvez	QB
97	Toby Camp	DT
81	Anthony Carter	WR
14	Joel Castleberry	S
95	Duston Chavis	DL
13	CJ Cobbins	CB
-	Kaleb Costner	TE
27	Trey Cotton	S
86	Tanner Crandall	WR
71	Logan Crouch	OL
41	Bryce Dailey	OLB
96	Jabaree Dawkins	DL
16	Na'Drian Dizadare	LB
19	Luke Dyer	QB
19	Lebron Edmond	DL
64	Dolapo Egunjobi	OL
73	Ethan Eubanks	OL
36	Eithan Everson	CB
30	Zamaryion Farmer-McCray	S
2	Chris Franklin	RB
13	Hunter Geissinger	QB
1	John Gentry	RB
44	Javion Goins	RB
7	Armoni Goodwin	RB
31	RG Gordon	S
99	Gavin Grant	P
49	Ashton Guilbeau	K/P
63	Matt Hagemann	OL
22	Quincy Hamilton	S
72	Jai'Lun Hampton	OL
20	Shawn Hardy II	WR
1	Josh Hastings	S
48	Cade Hechter	K
89	Jack Irwin	WR
40	Jordyn Jackson	DL
99	Daveon Johnson	DL
10	Jordan Johnson	S
0	Keyshawn Johnson	OLB
44	Hayden King	LS
40	Jake-Ryan Kruger	LS
55	Eric Lane	OL
21	Jordan Lee	S
92	Polo Mahoni	DL
50	AJ Marquez	OL
22	Drake Martinez	TE
24	Jamal Mayers	CB
8	JaMichael McGoy, Jr.	CB
82	AJ McNeil	WR
60	Eric McNeil	OL
87	Burke Mickelsen	TE
53	Jeff Miller	OL
65	Mike Moment	OL
80	Isaac Moore	WR
12	Doug Newsome	CB

NUMERICAL ROSTER

No.	Name	Pos.	Ht.	Wt.	Yr.	Hometown (Previous School)
0	Keyshawn Johnson	OLB	6-3	230	Jr.	Belle Glade, Fla. (Grambling State)
1	John Gentry	RB	5-11	210	Gr.	Houston, Texas (Sam Houston)
1	Josh Hastings	S	6-1	195	Gr.	Cordova, Tenn. (Memphis)
2	Chris Franklin	RB	5-11	195	R-So.	Little Rock, Ark. (Parkview HS)
2	LaMarion Pierce	CB	6-0	175	R-Jr.	Lewisburg, Tenn. (Marshall County HS)
3	Bryce Bailey	WR	5-10	175	R-Sr.	Cochran, Ga. (Middle Tennessee)
4	Julian Calvez	QB	6-3	190	Sr.	Orlando, Fla. (Grambling State)
4	Chris Rhodes	CB	6-0	185	R-Sr.	Kansas City, Mo. (Arkansas)
5	Phaizon Wilson	WR	6-4	215	R-Jr.	Rochester, NY (Akron)
6	Jacob Stevenson	S	5-11	180	R-Sr.	Gulfport, Miss. (Coahoma CC)
6	Dazalin Worsham	WR	6-2	185	Gr.	Birmingham, Ala. (West Georgia)
7	Tah Mac Bright Banda	LB	6-2	235	Gr.	Houston, Texas (Lamar)
7	Armoni Goodwin	RB	5-8	195	R-Sr.	Trussville, Ala. (UAB)
8	Jase Bauer	QB	6-2	215	R-Sr.	Ankeny, Iowa (Sam Houston)
8	JaMichael McGoy, Jr.	CB	5-10	170	R-Sr.	Chattanooga, Tenn. (Boyd-Buchanan HS)
9	Shamari Weir	LB	6-0	215	Gr.	Fort Lauderdale, Fla. (Coconut Creek HS)
10	Jordan Johnson	S	6-1	200	Sr.	Anguilla, Miss. (Southern Miss)
11	Iese Puni	LB	6-2	250	Sr.	Ewa Beach, Hawaii (West Georgia)
12	Tanner Bushee	QB	6-2	180	R-Fr.	Bennington, Vt. (Charlotte)
12	Doug Newsome	CB	5-11	180	R-Sr.	Orange, Va. (Charlotte)
13	CJ Cobbins	CB	5-11	170	R-Fr.	Springfield, Tenn. (Springfield HS)
13	Hunter Geissinger	QB	6-5	195	R-Jr.	Canton, Ohio (Lake Erie)
14	Joel Castleberry	S	6-0	180	R-So.	Cleveland, Ohio (St. Edward HS)
14	Tate Surber	QB	6-3	200	Fr.	McKenzie, Tenn. (McKenzie HS)
15	Scottie Alexander	WR	6-1	220	R-Jr.	Collierville, Tenn. (Tulsa)
15	Eunique Valentine	LB	6-1	230	Gr.	Knoxville, Tenn. (Missouri State)
16	Jordan Beasley	WR	6-0	180	So.	Cedartown, Ga. (Middle Tennessee)
16	Na'Drian Dizadare	LB	6-2	230	Gr.	Shreveport, La. (Oklahoma State)
17	Devin Queen	WR	6-4	210	R-Sr.	Woodbridge, Va. (Old Dominion)
18	Deuce Oliver	WR	5-10	150	R-Fr.	Alabaster, Ala. (Thompson HS)
18	Ajai Russell	OLB	5-10	220	Jr.	Clinton, Iowa (Iowa Central CC)
19	Luke Dyer	QB	6-2	200	Fr.	Mahomet, Ill. (Mahomet-Seymour HS)
19	Lebron Edmond	DL	6-4	295	R-Fr.	Jackson, Miss. (Murrah HS)
20	Shawn Hardy II	WR	6-2	195	R-Jr.	Kingsland, Ga. (Nebraska)
21	Jordan Lee	S	6-0	200	R-Fr.	Hendersonville, Tenn. (Beech HS)
22	Quincy Hamilton	S	6-0	185	R-So.	Martin, Tenn. (Westview HS)
22	Drake Martinez	TE	6-3	240	Sr.	Houston, Texas (Houston Christian)
23	Lamar Smith	LB	6-2	245	R-Fr.	Miami, Fla. (Miami Central HS)
24	Jamal Mayers	CB	5-10	175	R-So.	Madison, Ala. (James Clemens HS)
25	Cameron Powell	S	6-0	195	R-Fr.	Ocala, Fla. (Western Michigan)
26	AJ Robinson Jr.	S	5-10	190	R-Jr.	Memphis, Tenn. (Whitehaven HS)
27	Moses Adelowo	RB	6-2	205	Fr.	Aubrey, Texas (Braswell HS)
27	Trey Cotton	S	6-1	190	Fr.	Louisville, Ky. (Christian Academy of Louisville)
28	Cam Robertson	S	6-1	205	R-Jr.	Memphis, Tenn. (Whitehaven HS)
29	Kaleb Almo	S	6-0	210	R-Jr.	Memphis, Tenn. (PURE Youth Athletics Alliance)
30	Zamaryion Farmer-McCray	S	6-0	185	R-Fr.	Ocala, Fla. (Vanguard HS)
31	RG Gordon	S	6-1	195	Fr.	DeLand, Fla. (Navy Prep)
32	Stefan Ponder	LB	6-0	220	R-So.	Nashville, Tenn. (Father Ryan HS)
34	Siona Vailahi	RB	5-9	180	R-Fr.	Salt Lake City, Utah (Tyler JC)
35	Kobe Askew	WR	6-2	195	R-So.	Hamilton, Ga. (Northern Illinois)
36	Eithan Everson	CB	6-4	205	Fr.	Birmingham, Ala. (Pleasant Grove HS)
37	Jaden Boyd	CB	6-0	170	Fr.	Middleburg, Fla. (Middleburg HS)
37	Brandon Sims	K/P	6-0	185	Fr.	Jacksonville, Ill. (Jacksonville HS)
38	Darrius Smith	CB	6-1	160	Fr.	Memphis, Tenn. (MASE)
39	Chris Allen, Jr.	CB	6-3	190	Fr.	Ocala, Fla. (Vanguard HS)
39	Thomas Ansley	RB	6-1	225	So.	Palm Desert, Calif. (College of the Desert)
40	Jordyn Jackson	DL	6-3	230	Fr.	Hueytown, Ala. (Hueytown HS)
40	Jake-Ryan Kruger	LS	6-3	220	Jr.	Brentwood, Calif. (Butte College)
41	Bryce Dailey	OLB	6-4	225	R-Jr.	Memphis, Tenn. (Christian Brothers HS)
42	Ty Perry	DL	6-2	275	R-So.	Birmingham, Ala. (Troy)
42	Sawyer Phipps	LS	5-9	195	R-So.	McKenzie, Tenn. (Trine University)
43	Braylen Bowling	LB	6-1	210	Fr.	Carmel, Ind. (Brebeuf Jesuit HS)
44	Javion Goins	RB	5-8	180	R-So.	Martin, Tenn. (Lindsey Wilson)
44	Hayden King	LS	5-10	205	R-So.	Charlotte, Tenn. (Creek Wood HS)
45	Christian Stapleton	TE	6-3	240	R-Jr.	Murfreesboro, Tenn. (Riverdale)
46	Peyton Tinsley	WR	6-3	210	Fr.	Jackson, Tenn. (Bethel)
47	Jaren Van Winkle	P	6-3	200	R-Sr.	Clay, Ala. (Southwestern Oklahoma State)
48	Cade Hechter	K	6-2	245	Jr.	Sydney, Australia (Bethune-Cookman)
48	Jeffery Parker	DL	6-3	245	Fr.	Brownsville, Tenn. (Brownsville HS)
49	Ashton Guilbeau	K/P	6-0	165	R-So.	Lafayette, La. (Southeastern Louisiana)
50	AJ Marquez	OL	6-6	290	R-Sr.	Port Charlotte, Fla. (Port Charlotte HS)
51	Chris Wilson	DE	6-3	280	R-Fr.	Sylacauga, Ala. (B.B. Comer Memorial HS)
53	Jeff Miller	OL	6-3	285	Gr.	Tampa, Fla. (West Georgia)
55	Eric Lane	OL	6-3	320	R-Jr.	Mobile, Ala. (Coffeyville CC)
60	Eric McNeil	OL	6-4	320	R-Fr.	Memphis, Tenn. (Memphis Central HS)

NUMERICAL ROSTER

No.	Name	Pos.	Ht.	Wt.	Yr.	Hometown (Previous School)
61	Harlem Trent	OL	6-1	315	R-So.	Bartlett, Tenn. (Coahoma CC)
62	Josiah Tingley	OL	6-2	300	Gr.	Cordova, Tenn. (Evangelical Christian HS)
63	Matthew Hagemann	OL	6-5	310	Fr.	Lawrenceburg, Tenn. (Lawrence County HS)
64	Dolapo Egunjobi	OL	6-5	330	R-Sr.	Winnipeg, Manitoba (North Dakota)
65	Mike Moment	OL	6-3	275	Gr.	Tampa, Fla. (WKU)
66	Aden Bonner	OL	6-2	295	Fr.	Memphis, Tenn. (Memphis East HS)
67	Malachi Bonner	OL	6-3	260	Fr.	Oak Ridge, Tenn. (Oak Ridge HS)
68	Garrett Smith	OL	6-3	305	R-Jr.	Portland, Tenn. (Portland HS)
70	Andrew Smithberger	OL	6-5	280	So.	Tampa, Fla. (Tampa Bay Tech HS)
71	Logan Crouch	OL	6-6	325	R-Jr.	Tallahoma, Tenn. (Tallahoma HS)
72	Jai' Lun Hampton	OL	6-9	335	Gr.	Detroit, Mich. (Charlotte)
73	Ethan Eubanks	OL	6-6	265	Fr.	Oak Ridge, Tenn. (Oak Ridge HS)
74	Mitchell Appleton	OL	6-5	325	Gr.	De Soto, Mo. (De Soto HS)
75	Khaleel Annunziata	OL	6-6	285	Fr.	Atlanta, Ga. (Berkmar HS)
77	Riley Turner	OL	6-5	305	R-Fr.	Tuscaloosa, Ala. (American Christian Academy)
78	Preston Yarber	OL	6-5	295	R-Jr.	Canton, Texas (Lamar)
79	Elijah Bowser	OL	6-5	300	R-Sr.	Houston, Texas (Louisiana Tech)
80	Isaac Moore	WR	6-2	185	Fr.	Camden, Tenn. (Camden Central HS)
81	Anthony Carter	WR	6-0	170	R-Fr.	Snellville, Ga. (South Gwinnett HS)
82	AJ McNeil	WR	6-1	180	Fr.	Carrollton, Ga. (Carrollton HS)
84	Landon Okla	TE	6-2	240	Fr.	Brentwood, Tenn. (Brentwood HS)
85	Jaren Bowling	TE	6-4	230	R-So.	Carmel, Ind. (Brebeuf Jesuit HS)
86	Tanner Crandall	WR	5-11	185	Jr.	Gilbert, Ariz. (Ventura College)
87	Burke Mickelsen	TE	6-4	230	R-Jr.	Redmond, Utah (Golden West College)
88	Hyatt Timosciek	TE	6-6	240	R-So.	Lockport, Ill. (Northern Illinois)
89	Jack Irwin	WR	5-8	175	R-Fr.	Duvall, Wash. (Monroe HS)
91	Na'Deven Sears	DL	6-3	235	Fr.	Memphis, Tenn. (Craigmont HS)
92	Polo Mahoni	DL	6-3	310	Sr.	West Valley City, Utah (FIU)
93	Broderick Tommie, Jr.	NT	6-3	290	R-So.	Marietta, Ga. (Marietta HS)
94	Pati So'oalo	DL	6-2	325	R-So.	Federal Way, Wash. (Tyler JC)
95	Duston Chavis	DL	6-3	265	R-So.	Clarksville, Tenn. (Bethel)
96	Jabaree Dawkins	DL	6-4	265	Gr.	Eustis, Fla. (Garden City CC)
97	Toby Camp	DT	6-3	300	R-Sr.	Attalla, Ala. (Etowah HS)
97	Cason Totten	K	5-6	160	R-So.	Martin, Tenn. (Westview HS)
98	Fungani 'Aho	DL	6-5	300	Fr.	Tongatapu, Kingdom of Tonga (Donelson Christian)
98	Alex Nolen	K/P	5-10	180	R-So.	Alamo, Tenn. (Crockett County HS)
99	Gavin Grant	P	6-0	190	Fr.	Collierville, Tenn. (Collierville HS)
99	Daveon Johnson	DL	6-3	280	Fr.	Jackson, Tenn. (Jackson Central Merry HS)

Inactive/Injured

No.	Name	Pos.	Ht.	Wt.	Yr.	Hometown (Previous School)
0	Kaleb Costner	TE	6-3	245	Gr.	Daytona Beach, Fla. (Stetson)
6	Keyshaun Pipkin	WR	6-2	205	R-Jr.	Indianapolis, Ind. (Northern Illinois)
46	Trevor Anthony	OLB	6-3	230	R-Fr.	Memphis, Tenn. (Lausanne Collegiate School)

FOOTBALL STAFF

Coaching Staff

Head Coach: Jason Simpson (Southern Miss, 1995)	20th season
Assoc. Head Coach/Offensive Coordinator: Kevin Bannon (UT Martin, 2009)	13th season
Asst. Head Coach/Defensive Coordinator/Safeties: Jerry Partridge (Missouri Western State, 1986)	Third season
Special Teams Coordinator/Inside Linebackers: TJ Jefferson (UT Martin, 2019)	Fifth season
Defensive Line/Recruiting Coordinator: Rudy Griffin (Alabama, 2005)	Second season
Cornerbacks: Antonio Clifton (UT Martin, 2019)	Seventh season
Pass Game Coordinator/Quarterbacks: Danny Modelski (Illinois College, 2017)	Second season
Tight Ends: JaVaughn Craig (Austin Peay, 2020)	Third season
Wide Receivers: Nick Cochran (Alabama, 2017)	Second season
Offensive Line: Nate Stout (Tennessee Tech, 2017)	Second season
Running Backs: Hunter Kendall (UT Martin, 2023)	Fourth season
Director of Player Personnel/Defensive Analyst: Lenon James	Fourth season
Outside Linebackers: Josh Perry (Memphis, 2019), First season	First season
Defensive Analyst: George Steele (Northern Arizona, 2023), First season	First season
Offensive Analyst: Bryse Carlton (Mississippi State, 2025), First season	First season
Defensive Line Assistant: Will Glass	First season

Support Staff

Director of Operations: Chris Bell
Head Coach for Strength & Conditioning: Tyson Gale
Asst. Strength & Conditioning: Tony Lester
Strength & Conditioning Graduate Assistant: Dominic Ellis
Equipment Manager: Peyton Dailey


ALPHABETICAL ROSTER

No.	Name	Pos.
98	Alex Nolen	K/P
84	Landon Okla	TE
18	Deuce Oliver	WR
48	Jeffrey Parker	DL
42	Ty Perry	DL
42	Sawyer Phipps	LS
2	LaMarion Pierce	CB
-	Keyshaun Pipkin	WR
32	Stefan Ponder	LB
25	Cameron Powell	S
11	Iese Puni	LB
17	Devin Queen	WR
4	Chris Rhodes	CB
28	Cam Robertson	S
26	AJ Robinson Jr.	S
18	Ajai Russell	OLB
91	Na'Deven Sears	DL
37	Brandon Sims	K/P
38	Darrius Smith	CB
68	Garrett Smith	OL
23	Lamar Smith	LB
70	Andrew Smithberger	OL
94	Pati So'oalo	DL
45	Christian Stapleton	TE
6	Jacob Stevenson	S
14	Tate Surber	QB
88	Hyatt Timosciek	TE
62	Josiah Tingley	OL
46	Peyton Tinsley	WR
93	Broderick Tommie, Jr.	NT
97	Cason Totten	K
61	Harlem Trent	OL
77	Riley Turner	OL
34	Siona Vailahi	RB
15	Eunique Valentine	LB
47	Jaren Van Winkle	P
9	Shamari Weir	LB
51	Chris Wilson	DE
5	Phaizon Wilson	WR
6	Dazalin Worsham	WR
78	Preston Yarber	OL

PRONUNCIATION GUIDE


Moses Adelowo (Add-a-low-WHOA)
Kaleb Almo (AL-mo)
Khaleel Annunziata (Kuh-LEEL Ah-nun-ZEE-uh-tuh)
Tah Mac Bright Banda (BAN-duh)
Jase Bauer (Rhymes with power)
Tanner Bushee (Buh-SHE)
Duston Chavis (Chay-viss)
Jabaree Dawkins (Juh-BAR-ee)
Na'Drian Dizadare (Ney-dree-an Diz-uh-dare)
Dolapo Egunjobi (DOE-lop-O Egg-un-JOE-be)
Zamaryion Farmer-McCray (Zuh-marr-E-on)
Hunter Geissinger (Guy-SING-er)
Armoni Goodwin (Are-mon-E)
Ashton Guilbeau (Gil-BO)
Matt Hagemann (HAG-min)
Cade Hechter (Hector)
Daveon Johnson (Day-VEE-on)
Jake-Ryan Kruger (CREW-ger - Hard G)
Polo Mahoni (Muh-HO-knee)
LaMarion Pierce (Luh-MARR-ee-on)
Iese Puni (Yes-Ay P00-knee)
Ajai Russell (just like AJ)
Pati So'oalo (POT-tea So-ALL-oh)
Tate Surber (Sir-burr)
Hyatt Timosciek (Tim-oh-sheck)
Josiah Tingley (Ting-lee)
Siona Vailahi (See-OH-nuh Vie-LAH-he)
Shamari Weir (Shuh-mar-ee Wear)
Phaizon Wilson (Fay-ZAHN)
Dazalin Worsham (Duh-ZAY-lin Wersh-am)

SKYHAWK DEPTH CHART




OFFENSE TWO-DEEP

No.	Name	Ht.	Wt.	Year
QUARTERBACK				
8	Jase Bauer	6-2	220	R-Sr.
4	Julian Calvez	6-3	190	Sr.
RUNNING BACK				
1	John Gentry	5-11	210	Gr.
7	Armoni Goodwin	5-8	195	R-Sr.
WIDE RECEIVER (L)				
18	Deuce Oliver	5-10	150	R-Fr.
20	Shawn Hardy II	6-2	195	R-Jr.
WIDE RECEIVER (R)				
15	Scottie Alexander	6-1	220	R-Sr.
5	Phaizon Wilson	6-4	215	R-Jr.
WIDE RECEIVER (H)				
3	Bryce Bailey	5-10	175	R-Sr.
17	Devin Queen	6-4	210	R-Sr.
TIGHT END				
22	Drake Martinez	6-3	240	Sr.
88	Hyatt Timosciek	6-6	240	R-So.
LEFT TACKLE				
72	Jai'Lun Hampton	6-9	335	R-Jr.
74	Mitchell Appleton	6-5	325	Gr.
LEFT GUARD				
55	Eric Lane	6-3	320	R-Jr.
71	Logan Crouch	6-6	325	R-Jr.
CENTER				
62	Josiah Tingley	6-2	300	Gr.
70	Andrew Smithberger	6-5	280	So.
RIGHT GUARD				
79	Elijah Bowser	6-5	300	R-Sr.
64	Dolapo Egunjobi	6-5	330	R-Sr.
RIGHT TACKLE				
78	Preston Yarber	6-5	295	R-Jr.
65	Mike Moment	6-3	275	Gr.



DEFENSE TWO-DEEP

No.	Name	Ht.	Wt.	Year
DEFENSIVE END				
51	Chris Wilson	6-3	280	R-Fr.
96	Jabaree Dawkins	6-4	270	R-Sr.
-or-95	Duston Chavis	6-3	265	R-So.
NOSE TACKLE				
97	Toby Camp	6-3	300	R-Sr.
42	Ty Perry	6-2	275	R-So.
DEFENSIVE TACKLE				
19	Lebron Edmond	6-4	295	R-Fr.
93	Broderick Tommie, Jr.	6-3	290	R-So.
OUTSIDE LINEBACKER				
0	Keyshawn Johnson	6-3	230	Jr.
18	Ajai Russell	5-10	220	Jr.
LINEBACKER				
7	Tah Mac Bright Banda	6-2	235	Sr.
16	Na'Drian Dizadare	6-2	225	Gr.
LINEBACKER				
9	Shamari Weir	6-0	215	Gr.
11	Iese Puni	6-2	250	Sr.
ROVER				
29	Kaleb Almo	6-0	210	R-Jr.
30	Zamaryion Farmer-McCray	6-0	185	R-Fr.
DEFENSIVE BACK (L)				
8	JaMichael McGoy, Jr.	5-10	170	R-Sr.
12	Doug Newsome	5-11	180	R-Sr.
FREE SAFETY				
6	Jacob Stevenson	5-11	180	R-Sr.
10	Jordan Johnson	6-1	200	Sr.
TIGER				
1	Josh Hastings	6-1	200	Gr.
3	Joel Castleberry	6-0	180	R-So.
DEFENSIVE BACK (R)				
2	LaMarion Pierce	6-0	165	R-Jr.
4	Chris Rhodes	6-0	185	R-Sr.



SPECIAL TEAMS TWO-DEEP

No.	Name	Ht.	Wt.	Year
KICKOFF				
37	Brandon Sims	6-0	185	Fr.
47	Jaren Van Winkle	6-3	200	R-Sr.
PLACE KICKER				
48	Cade Hechter	6-2	245	Jr.
37	Brandon Sims	6-0	185	Fr.
HOLDER				
47	Jaren Van Winkle	6-3	200	R-Sr.
37	Brandon Sims	6-0	185	Fr.
PUNTER				
47	Jaren Van Winkle	6-3	200	R-Sr.
37	Brandon Sims	6-0	185	Fr.

No.	Name	Ht.	Wt.	Year
LONG SNAPPER				
44	Hayden King	5-10	210	R-So.
40	Jake-Ryan Kruger	6-3	220	Jr.
PUNT RETURN				
18	Deuce Oliver	5-10	150	R-Fr.
3	Bryce Bailey	5-10	175	R-Sr.
KICK RETURN				
1	John Gentry	5-11	210	Gr.
18	Deuce Oliver	5-10	150	R-Fr.

OVC-BIG SOUTH IN THE POLLS WEEK-BY-WEEK									
FCS STATS/COACHES									
	CSU	EIU	GWU	LIN	SEMO	TSU	TTU	UTM	WIU
PRESEASON	-	-	-	-/RV	RV/RV	RV/RV	21/22	RV/RV	-
SEPT. 1	-	-	-	-	-	-	-	-	-
SEPT. 8	-	-	-	-	-	-	-	-	-
SEPT. 15	-	-	-	-	-	-	-	-	-
SEPT. 22	-	-	-	-	-	-	-	-	-
SEPT. 29	-	-	-	-	-	-	-	-	-
OCT. 6	-	-	-	-	-	-	-	-	-
OCT. 13	-	-	-	-	-	-	-	-	-
OCT. 20	-	-	-	-	-	-	-	-	-
OCT. 27	-	-	-	-	-	-	-	-	-
NOV. 3	-	-	-	-	-	-	-	-	-
NOV. 10	-	-	-	-	-	-	-	-	-
NOV. 17	-	-	-	-	-	-	-	-	-
NOV. 24	-	-	-	-	-	-	-	-	-



STUDENT-ATHLETE ACADEMICS

THE GRADUATES

>> 13 players on the 2025 UT Martin roster have already received bachelor's degrees:

- Mitchell Appleton
- Tah Mac Bright Banda
- Jabaree Dawkins
- Na'Drian Dizadare
- John Gentry
- Jai'Lun Hampton
- Josh Hastings
- Jeff Miller
- Mike Moment
- Josiah Tingley
- Eunique Valentine
- Shamari Weir
- Dazalin Worsham

OVC COMMISSIONER'S HONOR ROLL

>> There were 10 UT Martin representatives on the Ohio Valley Conference Commissioner's Honor Roll for the 2024-25 academic year, including current team members **Toby Camp, Joel Castleberry, Jabaree Dawkins, Jai'Lun Hampton, AJ Robinson Jr., and Andrew Smithberger.** Team members had to possess at least a 3.25 GPA for the previous school year to be eligible.

ATHLETIC DIRECTOR'S HONOR ROLL

>> The Skyhawk football team was responsible for the most Athletic Director's Honor Roll recipients, placing 54 student-athletes on the prestigious list. Student-athletes earning a spot on the AD Honor Roll had to compiled at least a 3.0 GPA or higher for the spring semester. Football was represented in the spring of 2025 by current team members **Thomas Ansley*, Mitchell Appleton*, Bryce Bailey, Tah Mac Bright Banda, Jase Bauer, Julian Calvez, Anthony Carter, Joel Castleberry, Duston Chavis, Kaleb Costner, Tanner Crandall, Bryce Dailey, Jabaree Dawkins, Na'Drian Dizadare, Dolapo Egunjobi, John Gentry, Quincy Hamilton, Jai'Lun Hampton, Hayden King, Burke Mickelsen, Jeff Miller, Doug Newsome*, Alex Nolen, Sawyer Phipps, LaMarion Pierce, Keyshaun Pipkin, Stefan Ponder, Iese Puni*, Chris Rhodes, AJ Robinson, Jr., Garrett Smith, Andrew Smithberger, Christian Stapleton, Jacob Stevenson, Josiah Tingley* and Cason Totten.**

BIG SOUTH-OVC FOOTBALL ASSOCIATION

OVC-BIG SOUTH WEEKLY AWARDS

OFFENSIVE PLAYER OF THE WEEK

Date	Player	Team
Sept. 1	-	-
Sept. 8	-	-
Sept. 15	-	-
Sept. 22	-	-
Sept. 29	-	-
Oct. 6	-	-
Oct. 13	-	-
Oct. 20	-	-
Oct. 27	-	-
Nov. 3	-	-
Nov. 10	-	-
Nov. 17	-	-
Nov. 24	-	-

DEFENSIVE PLAYER OF THE WEEK

Date	Player	Team
Sept. 1	-	-
Sept. 8	-	-
Sept. 15	-	-
Sept. 22	-	-
Sept. 29	-	-
Oct. 6	-	-
Oct. 13	-	-
Oct. 20	-	-
Oct. 27	-	-
Nov. 3	-	-
Nov. 10	-	-
Nov. 17	-	-
Nov. 24	-	-

SPECIALIST OF THE WEEK

Date	Player	Team
Sept. 1	-	-
Sept. 8	-	-
Sept. 15	-	-
Sept. 22	-	-
Sept. 29	-	-
Oct. 6	-	-
Oct. 13	-	-
Oct. 20	-	-
Oct. 27	-	-
Nov. 3	-	-
Nov. 10	-	-
Nov. 17	-	-
Nov. 24	-	-

FRESHMAN OF THE WEEK

Date	Player	Team
Sept. 1	-	-
Sept. 8	-	-
Sept. 15	-	-
Sept. 22	-	-
Sept. 29	-	-
Oct. 6	-	-
Oct. 13	-	-
Oct. 20	-	-
Oct. 27	-	-
Nov. 3	-	-
Nov. 10	-	-
Nov. 17	-	-
Nov. 24	-	-

Predicted Order of Finish

1. Tennessee Tech (5 first-place)	57
2. UT Martin (2)	56
3. Southeast Missouri (2)	53
4. Lindenwood	39
5. Western Illinois	30
6. Eastern Illinois	24
7. Gardner-Webb	24
8. Tennessee State	23
9. Charleston Southern	18

OVC-BIG SOUTH STANDINGS

SCHOOL	CONF	PCT	OVERALL PCT.	HOME	AWAY	NEUTRAL	L10	STREAK
*#16/17 Southeast Missouri	6-2	.750	9-4 .692	5-1	3-3	1-0	7-3	L2
*#17/18 UT Martin	6-2	.750	9-5 .643	4-2	5-3	0-0	8-2	L1
*#19/19 Tennessee State	6-2	.750	9-4 .692	4-1	4-3	1-0	7-3	L1
*RV Tennessee Tech	6-2	.750	7-5 .583	4-1	3-4	0-0	7-3	W5
Lindenwood	4-4	.500	5-7 .417	4-2	1-5	0-0	5-5	L1
Western Illinois	3-5	.375	4-8 .333	3-2	1-6	0-0	4-6	W1
Gardner-Webb	3-5	.375	4-8 .333	2-3	2-5	0-0	4-6	L2
Eastern Illinois	2-6	.250	3-9 .250	3-2	0-7	0-0	2-8	L1
Charleston Southern	0-8	.000	1-11 .083	0-5	1-6	0-0	0-10	L10

CONFERENCE SCHEDULE AT A GLANCE

Thursday, August 28		
Dayton at Eastern Illinois	ESPN+	6:00pm CT
Lindenwood at St. Thomas	Midco Sports Plus	6:00pm CT
UT Martin at Oklahoma State	ESPN+	6:30pm CT
Friday, August 29		
Western Illinois at Illinois	Peacock	6:30pm CT
Saturday, August 30		
Cumberland at Tennessee Tech	ESPN+	1:30pm CT
North Carolina A&T at Tennessee State	ESPN+	3:30pm CT
Gardner-Webb at Western Carolina	TBD	6:00pm ET
Southeast Missouri at Arkansas State	ESPN+	6:00pm CT
Charleston Southern at Vanderbilt	ESPN+	6:00pm CT

PRESEASON POLL AND PLAYERS TO WATCH

QUARTERBACK Zolten Osborne (R-So.), Charleston So. Nate Glantz (Sr.), Lindenwood Kekoa Visperas (R-Sr.), Tennessee Tech Jase Bauer (R-Sr.), UT Martin Chris Irvin (Sr.), Western Illinois	ALL-PURPOSE Tyson Greenwade (R-So.), Charleston So. Cooper Willman (Grad.), Eastern Illinois Anthony Lowe (Grad.), Gardner-Webb Brandon Epton Jr. (Sr.), Southeast Missouri Tremel Jones (R-Sr.), Tennessee Tech Demari Davis (Sr.), Western Illinois	KICK RETURN SPECIALIST Quay Kindell (Jr.), Charleston So. Anthony Lowe (Grad.), Gardner-Webb Tremel Jones (R-Sr.), Tennessee Tech Avery Knight (R-Fr.), Western Illinois
RUNNING BACK Tyson Greenwade (R-So.), Charleston So. Jay Pearson (R-Jr.), Eastern Illinois Quasean Holmes (Grad.), Gardner-Webb Steve Hall (R-So.), Lindenwood Payton Brown (So.), Southeast Missouri Aidan Littles (R-So.), Tennessee Tech Armoni Goodwin (R-Sr.), UT Martin Markell Holman (Jr.), Western Illinois	PLACEKICKER Zach Gordon (Jr.), Charleston So. Will Graham (R-So.), Lindenwood Dom LeBlanc (So.), Tennessee Tech Antonio Chadha (Sr.), Western Illinois	PUNT RETURN SPECIALIST Jamil Bishop (R-Sr.), Charleston So. Anthony Lowe (Grad.), Gardner-Webb Cooper Willman (Grad.), Eastern Illinois Rico Bond (R-Fr.), Lindenwood Tremel Jones (R-Sr.), Tennessee Tech Demari Davis (Sr.), Western Illinois
WIDE RECEIVER Chris Rhone (R-Sr.), Charleston So. Cooper Willman (Grad.), Eastern Illinois Anthony Lowe (Grad.), Gardner-Webb Rico Bond (R-Fr.), Lindenwood Cam Pedro (Jr.), Southeast Missouri Delanie Majors (Jr.), Tennessee State Noah Robinson (R-Sr.), Tennessee Tech Phaizon Wilson (R-Jr.), UT Martin Christian Anaya (Jr.), Western Illinois	DEFENSIVE LINE David Portu (R-Jr.), Charleston So. Drake Van Hyfte (R-Sr.), Eastern Illinois Antonio O'Berry (Grad.), Gardner-Webb Tajay Passmore (Sr.), Lindenwood Nasim Cairo (Sr.), Southeast Missouri Hudson Tucker (Sr.), Tennessee Tech Peyton Bradford (Grad.), Western Illinois	LONG SNAPPER Noah Summers (R-Jr.), Charleston So. Brett Galletti (R-Sr.), Eastern Illinois Nelson Pipes (Sr.), Lindenwood Judd Cunningham (Sr.), Southeast Missouri Ben Bergfeld (Jr.), Western Illinois
TIGHT END Landon Sauers (R-Sr.), Charleston So. Alex Herrera (Sr.), Eastern Illinois Cole Schneider (Sr.), Gardner-Webb Darrin Fugitt (Jr.), Lindenwood Jason Hoath Jr. (Jr.), Tennessee State Brian Courtney (Sr.), Tennessee Tech Drake Martinez (Sr.), UT Martin Brandon Lanier (Grad.), Western Illinois	LINEBACKER Steve Zayachkowsky (Jr.), Charleston So. Phoenix Porter (R-Sr.), Eastern Illinois Jackson Marshall (R-Jr.), Gardner-Webb Devon Edwards (Sr.), Lindenwood McCoy Casey (Sr.), Southeast Missouri Sammy Taylor (R-So.), Tennessee State Aaron Swafford (Sr.), Tennessee Tech Tah Mac Bright Banda (Sr.), UT Martin Christian Pierce (Grad.), Western Illinois	
OFFENSIVE LINE Andrew Threatt (Jr.), Charleston So. Nic DiSanto (Jr.), Eastern Illinois Andrew Threatt (R-Jr.), Gardner-Webb Gavin Hulet (Sr.), Lindenwood Rashad Turner (Sr.), Southeast Missouri Anthony Smith (Grad.), Tennessee State Drew Wilder (Sr.), Tennessee Tech Josiah Tingley (Grad.), UT Martin Dagen Miller (Sr.), Western Illinois	DEFENSIVE BACK Champ Brantley (Jr.), Charleston So. Tienne Fridge (Grad.), Eastern Illinois Wendall McClain (R-Sr.), Gardner-Webb Jayden Patrick (Sr.), Lindenwood Justus Johnson (Sr.), Southeast Missouri Camani Cobbs (R-So.), Tennessee State Tim Coutras (Grad.), Tennessee Tech JaMichael McGoy Jr. (R-Sr.), UT Martin Willie Jones (Sr.), Western Illinois	
	PUNTER Gilbert Brown (Sr.), Charleston So. Mason Miller (Grad.), Eastern Illinois Mark Shenouda (R-So.), Tennessee State Spencer Ashby (So.), Tennessee Tech Jaren Van Winkle (R-Sr.), UT Martin	

LAST TIME IT HAPPENED...

- SKYHAWK INDIVIDUAL -

Rushed for 100 yards -	121, Patrick Smith at Charleston Southern, 11/9/24
Rushed for 200 yards -	221, Sam Franklin at North Alabama, 9/23/23
Rushed for 250+ yards -	259, Sam Franklin vs. Missouri State, 9/9/23
Had a 70-yard run -	75, Narkel LeFlore vs. Southeast Missouri, 11/11/23
Rushed for three TDs -	3, Patrick Smith vs. Gardner-Webb, 10/5/24
Rushed for four TDs -	4, Zak Wallace at Houston Christian, 10/29/22
Passed for 300 yards -	347, Kinkead Dent vs. HCU, 9/16/23
Passed for 400 yards -	463, Dresser Winn at Murray State, 10/8/22
Passed for 500 yards -	560, Derek Carr at Murray State, 10/13/12
Threw three TD passes -	3, Kinkead Dent at No. 25 Tennessee State, 11/9/24
Threw five+ TD passes -	5, Kinkead Dent at Tennessee Tech, 11/4/23
Had 100 yards receiving -	107, Trevonte Rucker at #1 Montana State, 12/7/24
Had 150 yards receiving -	Tanksley (220 and Dowell (172) at Murray State, 10/8/22
Had 200 yards receiving -	220, DeVonte Tanksley at Murray State, 10/8/22
Had a 70-yard reception -	78, Trevonte Rucker at #1 Montana State, 12/7/24
Caught three TD passes -	3, Jaylon Moore at No. 24 Austin Peay, 11/9/19
Returned onside kickoff for TD -	43, Tae Martin vs. Tennessee Tech, 9/24/16
Returned conventional kickoff for TD -	95, Narkel LeFlore vs. HCU, 9/16/23
Returned punt for TD -	65, Terry Williams vs. No. 18 Jacksonville State, 11/2/19
Returned punt at least 75 yards -	79, Londell Lee at Hawai'i, 9/10/16
Returned INT for TD -	72, Jaylon Sharpe vs. Eastern Illinois, 10/26/24
Returned a fumble for TD -	0, Daylan Dotson at Houston Christian, 10/29/22
Made three+ FGs -	3, Tyler Larco at Austin Peay, 3/21/21
Made a 50-yard FG -	50, Ryan Courtright at No. 24 Austin Peay, 11/9/19
Punt 55 yards or longer -	65, Jaren Van Winkle at Kansas State, 8/31/24
Had 10-14 tackles -	14, Jaylon Sharpe vs. Tennessee Tech, 11/16/24
Had 15+ tackles -	26, Rob Hicks vs. Kennesaw State, 11/5/22
Multi-Sacks -	2.0, Davonte Murray vs. Lindenwood, 11/23/24
Multi-Forced fumbles -	2, Daylan Dotson at Houston Christian, 10/29/22
Multi-Interceptions -	2, Chris Hunter, Jr. at No. 25 Tennessee State, 11/9/24

- TEAM -

Shutout an opponent -	17-0 vs. Charleston Southern, 10/21/23
Shutout consecutive opponents -	3 vs. Milliken, SEMO and Jacksonville State, 1967
Rushed for more than 300 yards -	306 at Western Illinois, 10/12/24
Rushed for more than 400 yards -	405 vs. Missouri State, 9/9/23
Passed for more than 300 yards -	318 at Tennessee Tech, 11/4/23
Passed for more than 400 yards -	437 vs. HCU, 9/16/23
Passed for more than 500 yards -	560 at Murray State, 10/13/12
Had more than 500 yards total off. -	541 at Western Illinois, 10/12/24
Had more than 600 yards total off. -	707 vs. HCU, 9/16/23
Scored 50 points -	52 vs. Eastern Illinois, 10/26/24
Scored 60 points -	66 vs. HCU, 9/16/23
Scored 70 points -	84 vs. Bacone, 9/17/16
Failed to rush for 100 yards -	92 at #1 Montana State, 12/7/24
Failed to pass for 100 yards -	98 at Kansas State, 8/31/24
Held opponent to < 100 yards rushing -	53 at New Hampshire, 11/30/24
Held opponent to < 100 yards passing -	71 at New Hampshire, 11/30/24
Held opponent to < 100 yards total off. -	74 vs. Iowa Wesleyan, 9/3/09
Held opponent to < 200 yards total off. -	124 at #16 New Hampshire, 11/30/24
Held opponent without offensive TD -	at #16 New Hampshire, 11/30/24
Scored a safety -	Tyler Mullins vs. Tennessee Tech, 11/16/24
Committed no turnovers -	at #16 New Hampshire, 11/30/24
Forced opponent into five turnovers -	7 at Houston Christian, 10/29/22
Never had to punt -	at Tennessee State, 10/1/16
Blocked a punt -	Tyler Mullins vs. Tennessee Tech, 11/16/24
Returned blocked punt for TD -	Cam Robertson (40) vs. Tennessee Tech, 11/16/24
Blocked a field goal -	Jarid Johnson at #25 Eastern Illinois, 10/7/23
Returned blocked FG for TD -	87, Jordan Landry at Austin Peay, 10/17/15
Blocked two+ field goals -	2 vs. Tennessee State, 10/10/15
Blocked FGs in consecutive weeks -	1 at SEMO, 11/4/17; 1 vs. No. 2 Jacksonville St, 11/11/17
Blocked a PAT -	Ty Woods vs. Western Illinois, 9/1/22
Returned PAT for 2 pts -	Thad Williams vs. Eastern Illinois, 10/6/12
Scored 2-pt conversion -	Joe Hudson at No. 10 Jacksonville State, 11/3/18
Recovered on-side kick (kicking team) -	vs. Chattanooga, 9/15/18
Recovered on-side kick (receiving team) -	vs. Lindenwood, 9/24/22
Two w/ 100 yards rushing -	DJ McNeil/Trent Garland at Chattanooga, 8/29/13
Two w/ 100 yards passing -	Jarod Neal/Dylan Favre vs. Eastern Kentucky, 9/20/14
Two w/ 100 yards receiving -	DeVonte Tanksley/Colton Dowell at Murray State, 10/8/22
Won OT game -	at Tennessee Tech (44-41) at Tennessee Tech, 11/4/23
Lost OT game -	at Southeast Missouri (45-42, 20T), 9/7/24
Rallied from down 14 to win -	Down 18 vs. North Alabama, 9/14/24
Beat ranked FCS opponent -	at #16 New Hampshire, 11/30/24
Beat FCS team ranked in top 15 -	at #10 Missouri State, 11/27/21
Beat FBS opponent -	at Kennesaw State (24-13), 9/28/24
Last time ranked in the Stats Perform Top 25 -	No. 17, 1/7/25
Last time ranked in the Coaches Poll Top 25 -	No. 18, 1/7/25

- OPPONENT INDIVIDUAL -

Rushed for 100 yards -	102, Scottre Humphrey at #1 Montana State, 12/7/24
Rushed for 200 yards -	207, Arkee Whitlock at Southern Illinois, 11/25/06
Rushed for 250+ yards -	298, Kory Chapman at Jacksonville State, 10/11/03
Had a 70-yard run -	70, Eugene Brazley at Ole Miss, 9/5/15
Rushed for three TDs -	3, Xavier Shepherd vs. Kennesaw State, 11/5/22
Rushed for four TDs -	5, Alex Collins at Arkansas, 10/31/15
Passed for 300 yards -	300, Tommy Mellott at #1 Montana State, 12/7/24
Passed for 400 yards -	424, Bailey Zappe at Western Kentucky, 9/2/21
Passed for 500 yards -	537, Casey Brockman at Murray State, 10/13/12
Threw three TD passes -	6, Paxton DeLaurent at Southeast Missouri, 9/7/24
Threw five+ TD passes -	6, Paxton DeLaurent at Southeast Missouri, 9/7/24
Had 100 yards receiving -	143, Cooper Willman vs. Eastern Illinois, 10/26/24
Had 150 yards receiving -	173, Takairree Kenebrew vs. North Alabama, 9/14/24
Had 200 yards receiving -	225, Adam Drake vs. Eastern Illinois, 11/23/13
Had a 70-yard reception -	88, Vernon Harrell at Houston Christian, 10/29/22
Caught three TD passes -	3, Mitchell Sellers at Southeast Missouri, 9/7/22
Returned onside kickoff for TD -	N/A
Returned conventional kickoff for TD -	96, DeVon Johnson vs. #20 Tennessee State, 9/24/17
Returned punt for TD -	35, Wayne Parks at Middle Tennessee, 9/8/18
Returned punt at least 75 yards -	90, Chandler Smith at Samford, 11/18/23
Returned INT for TD -	48, Jayven Williams at Kennesaw State, 9/23/24
Returned a fumble for TD -	46, Jaylen Swain at #9 Jacksonville State, 9/25/21
Made three+ FGs -	3, Jonah Dalmas at Boise State, 9/17/22
Made a 50-yard FG -	51, Antonio Zita at Tennessee State, 3/29/21
Punt 55 yards or longer -	60, Jack Dawson at #9 Jacksonville State, 9/25/21
Had 10-14 tackles -	10, Reddick/Anglin vs. North Alabama, 9/14/24
Had 15+ tackles -	19, Monroe Beard III vs. Tennessee State, 9/30/23
Multi-Sacks -	1.5, Brode Grebe at #1 Montana State, 12/7/24
Multi-Forced fumbles -	N/A
Multi-Interceptions -	3, Chance Gamble vs. Kennesaw State, 11/5/22

- TEAM -

Shutout an opponent -	45-0 at No. 11 Florida, 9/7/19
Shutout consecutive opponents -	2 at Eastern Kentucky and Samford, 1993
Rushed for more than 300 yards -	338 at Ole Miss, 9/5/15
Rushed for more than 400 yards -	at Jacksonville State, 10/11/03
Passed for more than 300 yards -	376 at Southeast Missouri, 9/7/24
Passed for more than 400 yards -	402 vs. Missouri State, 9/9/23
Passed for more than 500 yards -	501 vs. Eastern Illinois, 11/23/13
Had more than 500 yards total off. -	513 vs. Missouri State, 9/9/23
Had more than 600 yards total off. -	696 at #3 Tennessee, 10/22/22
Scored 50 points -	65 at #3 Tennessee, 10/22/22
Scored 60 points -	65 at #3 Tennessee, 10/22/22
Scored 70 points -	76 at Ole Miss, 9/5/15
Failed to rush for 100 yards -	53 at New Hampshire, 11/30/24
Failed to pass for 100 yards -	71 at New Hampshire, 11/30/24
Held Skyhawks to fewer than 100 yards rushing -	43 vs. Tennessee Tech, 11/16/24
Held Skyhawks to fewer than 100 yards passing -	98 at Kansas State, 8/31/24
Held Skyhawks without an offensive TD -	vs. Tennessee Tech, 11/16/24
Scored a safety -	at Murray State (Intentional Grounding), 10/8/22
Committed no turnovers -	0 vs. Missouri State, 9/21/24
Forced opponent into five turnovers -	5 vs. Samford, 9/11/21
Never had to punt -	at Tennessee Tech, 11/21/02
Blocked a punt -	DeAirious Smith vs. Eastern Illinois, 3/7/21
Returned blocked punt for TD -	0, Taylor Lanigan vs. Murray State, 9/25/10
Blocked a field goal -	Ty Leonard at Southeast Missouri, 11/20/21
Blocked a PAT -	Mason Burke vs. Lindenwood, 11/23/24
Returned PAT for 2 pts -	Tre Bell vs. Lindenwood, 11/23/24
Attempted 2-pt conversion -	vs. Austin Peay, 10/30/21
Rallied from down 14 to win -	14 at Southeast Missouri, 9/7/24

TEAM RECORDS

OFFENSE

SCORING OFFENSE

Most Points Scored
Game: 97 - Bethel (1995)
Season: 448 - 2008

Most Touchdowns Scored
Game: 14 - Bethel (1995)
Season: 61 - 2008

Total Offense
Game: 821 vs. Murray State (2007)
Season: 5,249 - 2024

First Downs
Game: 35 at Murray State (2012)
Season: 255 - 14 games (2024)

RUSHING

Most Attempts
Game: 69 - Lambuth (2000)
Season: 678 - 1977

Most Net Yards Gained
Game: 416 - Bethel (1995)
Season: 3,013 - 1977

Highest Rushing Average Per Game
Season: 273.9 - 1977

Most Rushing Touchdowns
Game: 7 - Concordia (2008)
7 - Kentucky Wesleyan (2001)
Season: 28 - 2007
28 - 2024

PASSING

Most Completions
Game: 44 - at Jacksonville State (2003)
Season: 287 - 1995

Most Attempts
Game: 65 - at Jacksonville State (2003)
Season: 478 - 13 games (1988)

Most Passing Yards
Game: 560 - at Murray State (2012)
Season: 3,363 - 13 games (1988)

Highest Passing Average Per Game
Season: 299.5 - 2012

Most Passing Touchdowns
Game: 7 - Bethel (2015)
7 - Jacksonville State (2012)
7 - at Murray State (2012)
7 - Lane College (1990)
Season: 31 - 2015

Most Interceptions Thrown
Game: 6 - Austin Peay (1986)
6 - Valdosta State (1986)
Season: 28 - 1998

DEFENSE

SCORING DEFENSE

Fewest Points Yielded
Season: 19 - 1934

Fewest Yards Allowed Rushing
Game: -22 - West Alabama (1988)
Season: 383 - 1967

Fewest Yards Allowed Passing
Game: 7 - West Alabama (1982)
Season: 734 - 1971

Most Defensive Touchdowns Scored
Game: 2 - at Murray State (2008)
Season: 8 - 2008

TACKLES

Most Tackles
Game: 117 - at Samford (2000)
Season: 925 - 1998

Most Tackles for Loss
Game: 15.0 - Tennessee Tech (2003)
15.0 - Tennessee Tech (2006)
15.0 - Eastern Kentucky (2010)
15.0 - Concordia (2008)
15.0 - Austin Peay (2018)
Season: 96.0 - 2008

Most Sacks
Game: 9.0 - Concordia (2008)
Season: 31.0 - 2008

Most Pass Breakups
Game: 11 - Eastern Illinois (2013)
Season: 58 - 2019

Most Blocked Kicks
Game: 3 - Murray State (2005)
Season: 9 - 2005

INTERCEPTIONS

Most Interceptions
Game: 8 - Troy (1968)
Season: 25 - 1968

Most Return Yardage
Game: 158 - Troy (1968)
Season: 485 - 1976

Most Returned For Touchdown
Season: 6 - 1976

FUMBLES

Most Recovered
Game: 5 - Parsons (1969)
5 - Austin Peay (1974)
Season: 25 - 1974
25 - 1969

Most Forced
Game: 4 - Lambuth (2010)
Season: 15 - 2012

Most Returned For Touchdown
Season: 6 - 2008

SPECIAL TEAMS

PUNTING

Most Punts
Game: 14 - Nicholls (1975)
14 - Eastern Kentucky (1993)
Season: 93 - 1997

Most Yards Punting
Game: 455 - Nicholls (1974)
Season: 3,539 - 1997

PUNT RETURNS

Most Returns
Game: 7 - at Murray State (2006)
7 - Eastern Kentucky (2004)
7 - Eastern Kentucky (2004)
Season: 48 - 1994

Most Return Yardage
Game: 187 - Charleston Southern (1994)
Season: 618 - 1967

KICKOFF RETURNS

Most Returns
Game: 10, vs. Jacksonville State, 1989
10, vs. Middle Tennessee, 1990
10, vs. Tennessee State, 1999
10, vs. Murray State, 1999
10, Samford, 2003
10, Missouri State, 2007
Season: 69 - 2003

Most Return Yardage
Game: 256 - Samford (2003)
Season: 1,452 - 2003

KICKING

Most Field Goals Made
Game: 4 - Gardner-Webb (2006)
4 - Tennessee State (1976)
Season: 20 - 1988

Most Field Goals Attempted
Game: 5 - Tennessee State (1976)
Season: 26 - 1988

Most PATs Made
Game: 12 - Concordia (2008)
12 - Bacone College (2016)
Season: 53 - 2008

Most PATs Attempted
Game: 12 - Concordia (2008)
12 - Bacone College (2016)
Season: 57 - 2008

INDIVIDUAL RECORDS

RUSHING

Most Attempts

Game: 47 - Don Chapman vs. Murray State (2005)
Season: 302 - Don Chapman (2005)
Career: 1,046 - Don Chapman (2004-06)

Most Yards Gained

Game: 272 - Don Chapman at Southeast Missouri (2004)
Season: 1,412 - Don Chapman (2006)
Career: 5,017 - Don Chapman (2004-07)

Most Touchdowns Scored

Game: 5 - Bobby Fowler vs. West Georgia (1957)
Season: 19 - Bobby Fowler (1957)
Career: 51 - Bobby Fowler (1956-59)

Longest Rush from Scrimmage

Game: 98 - John Burch vs. Austin Peay (1987)

PASSING

Most Completions

Game: 44 - Brady Wahlberg at Jacksonville State (2003)
Season: 264 - Derek Carr (2012)
Career: 665 - Derek Carr (2008-12)

Most Attempts

Game: 65 - Brady Wahlberg at Jacksonville State (2003)
Season: 424 - Leon Reed (1988)
Career: 1,110 - Derek Carr (2008-12)

Best Completion Percentage

Game: 91.3 (42-of-46) - Derek Carr (2012)
Season: 65.8 - Dresser Winn (2018)
Career: 60.4 - Cade Thompson (2007-09)

Most Yards Gained

Game: 560 - Derek Carr at Murray State (2012)
Season: 3,276 - Derek Carr (2012)
Career: 8,428 - Derek Carr (2008-12)

Most Touchdown Passes

Game: 7 - Derek Carr vs. Jacksonville State (2012)
7 - Derek Carr at Murray State (2012)
Season: 31 - Derek Carr (2012)
Career: 69 - Derek Carr (2008-12)

Most Interceptions Thrown

Game: 5 - Kelly Coker vs. Livingston (1970)
5 - Eric Bradner vs. Austin Peay (1986)
5 - Brady Wahlberg vs. Samford (2005)
5 - Brady Wahlberg at Jacksonville State (2005)
Season: 22 - Leon Reed (1988)
Career: 46 - Brady Wahlberg (2002-05)

Longest Pass Completion

Game: 92 - Brady Wahlberg vs. Kentucky Wesleyan (2002)

RECEIVING

Most Receptions

Game: 16 - William Mackall vs. Delta State (1987)
Season: 90 - William Mackall (1987)
90 - Jeremy Butler (2013)
Career: 225 - William Mackall (1985-88)

Most Yards Gained

Game: 283 - William Mackall vs. Troy (1988)
Season: 1,203 - Jeremy Butler (2013)
Career: 2,796 - Colton Dowell (2017-22)

Most Touchdown Receptions

Game: 5 - Quentin Sims vs. Jacksonville State (2012)
Season: 16 - Quentin Sims (2012)
Career: 26 - Quentin Sims (2011-12)

Longest Pass Reception

Game: 92 - Troy Phillips vs. Kentucky Wesleyan (2002)

TOTAL OFFENSE

Most Yards

Game: 560 - Derek Carr at Murray State (2012)
Season: 3,325 - Jardon Neal (2015)
Career: 8,484 - Derek Carr (2008-12)

Most Touchdown Responsible For

Game: 7 - Derek Carr vs. Jacksonville State (2012)
7 - Derek Carr at Murray State (2012)
Season: 32 - Derek Carr (2012)
Career: 72 - Derek Carr (2008-12)

Most Points Responsible For

Game: 33 - Bobby Fowler vs. West Georgia (1957)
Season: 180 - Leon Reed (1988)
Career: 316 - Brady Wahlberg (2002-05)

SCORING

Most Touchdowns

Game: 5 - Bobby Fowler vs. West Georgia (1957)
5 - Quentin Sims vs. Jacksonville State (2012)
Season: 19 - Bobby Fowler (1959)
Career: 51 - Bobby Fowler (1956-59)

Most Extra Points Made

Game: 12 - Tom Hansen vs. Concordia (2008)
12 - Mitch Mersman vs. Bacone College (2016)
Season: 53 - Tom Hansen (2008)
Career: 128 - Tom Hansen (2007-09)

Most Extra Points Attempted

Game: 12 - Tom Hansen vs. Concordia (2008)
12 - Mitch Mersman vs. Bacone College (2016)
Season: 57 - Tom Hansen (2008)
Career: 137 - Tom Hansen (2007-09)

Field Goals Made

Game: 4 - Mickey Hamilton vs. Tennessee State (1976)
4 - Taylor Brown vs. Gardner-Webb (2006)
Season: 20 - Ki Tok Chu (1988)
Career: 43 - Ki Tok Chu (1986-89)

Field Goals Attempted

Game: 5 - Mickey Hamilton vs. Tennessee State (1976)
5 - Mitch Mersman at Southeast Missouri (2017)
Season: 26 - Ki Tok Chu (1988)
Career: 73 - Ki Tok Chu (1986-89)

Most Points Scored

Game: 30 - Quentin Sims vs. Jacksonville State (2012)
Season: 96 - Quentin Sims (2012)
Career: 306 - Bobby Fowler (1956-59)

Most Points Scored by Kicking

Game: 15 - Taylor Brown vs. Gardner-Webb (2006)
15 - Tom Hansen vs. Concordia (2008)
Season: 97 - Ki Tok Chu (1988)
Career: 233 - Jackson Redditt (2004-07)

Consecutive Field Goals Made

Game: 14 - Keith Kasnic (1982-83)

TACKLES

Most Total Tackles

Game: 30 - Terry Giltner vs. McNeese State (1970)
Season: 255 - Terry Giltner (1970)
Career: 426 - Danny Watkins (1975-77)

Most Unassisted Tackles

Game 23 - Terry Giltner vs. Parsons (1969)
Season: 168 - Terry Giltner (1970)
Career: 281 - Terry Giltner (1969-70)

Most Assisted Tackles

Season: 87 - Terry Giltner (1970)
Career: 184 - Ben Johnson (2011-13)
184 - Emanuel McNeil (1985-88)

Most Sacks

Game: 4.5 - Tony Bell vs. Murray State (2013)
Season: 13.0 - Emanuel McNeil (1988)
Career: 22.5 - Tony Bell (2011-14)

Most Tackles for Loss

Game: 5.5 - Montori Hughes at Eastern Illinois (2011)
Season: 24.0 - Emanuel McNeil (1988)
Career: 56.0 - Emanuel McNeil (1985-88)

PASSES DEFENDED

Passes Defended

Game: 5 - Kevin Barfield vs. Eastern Illinois (2013)
5 - Joe Este vs. Clarion (2017)
5 - JaMichael McGoy, Jr. vs. Eastern Illinois (2024)
Season: 21 - JaMichael McGoy, Jr. (18 PBU, 3 INT), 2024
Career: 45 - Oshae Baker (36 PBU, 9 INT), 2020-24

Pass Breakups

Game: 5 - Kevin Barfield vs. Eastern Illinois (2013)
5 - Joe Este vs. Clarion (2017)
5 - JaMichael McGoy, Jr. vs. Eastern Illinois (2024)
Season: 18 - JaMichael McGoy, Jr. (2024)
Career: 36 - Oshae Baker (2020-24)

Most Interceptions

Game: 5 - Kelly Coker vs. West Alabama (1970)
Season: 8 - Clay Blalack (1976)
8 - Mike Beeler (1970)
8 - Don Jones (1969)
Career: 18 - Mike Beeler (1968-71)
18 - Don Jones (1968-71)

Most Return Yardage

Game: 100 - Jimmy Randolph vs. Morehead State (1977)
Season: 269 - Clay Blalack (1976)
Career: 344 - Clay Blalack (1975-77)

Most Returned for Touchdown

Season: 4 - Clay Blalack (1976)
Career: 4 - Clay Blalack (1975-76)

FUMBLES

Most Forced Fumbles

Game: 2 - Several Tied
Season: 5 - Kevin Prather Jr. (2016)
Career: 9 - Markeseo Jackson (2003-06)

Most Fumble Recoveries

Game: 2 - Jack Greenwood at Jacksonville State (2005)
2 - Jon Swift vs. Western Kentucky (1997)
2 - Marc Calixte at Eastern Kentucky (1999)
2 - Andre Plummer at Gardner-Webb (2002)
Season: 7 - Jon Swift (2006)
Career: 9 - Jon Swift (1996-97)

Most Return Yardage

Game: 95 - Marc Calixte (1999)
Season: 164 - Dontrell Miller (2008)
Career: 164 - Dontrell Miller (2006-08)

Most Returned for Touchdown

Season: 3 - Dontrell Miller (2008)
Career: 3 - Dontrell Miller (2006-08)

QUARTERBACK HURRIES

Most Quarterback Hurries

Game: 4 - five tied
Season: 13 - Montori Hughes (2012)
Career: 31 - DJ Roberts (2009-13)

PUNTING

Most Punts

Game: 14 - David Brown vs. Nicholls (1975)
14 - Budda Beasley vs. Eastern Kentucky (1993)
Season: 90 - Jade Stillings (1997)
Career: 257 - Joey Elmore (1986-89)

Most Yards Punting

Game: 502 - Jay Holmes at Missouri State (1999)
Season: 3,481 - Jade Stillings (1997)
Career: 9,784 - Joey Elmore (1986-89)

Highest Punting Average

Game: 52.7 - James Satterfield at Austin Peay (2013)
Season: 43.6 - Tyler Larco (2022)
Career: 41.6 - Tyler Larco (2019-22)

Most Punts Downed Inside 20

Game: 5 - Zane Cox vs. Tennessee State (2019)
Season: 24 - Zane Cox (2019)
Career: 48 - James Satterfield (2010-14)

PUNT RETURNS

Most Returns

Game: 7 - Jerry Reese vs. Fort Valley State (1982)
7 - Jessie Burton at Murray State (2006)
Season: 48 - Dewayne Harper (1994)
Career: 93 - Dewayne Harper (1991-94)

Most Return Yardage

Game: 183 - Dewayne Harper vs. Charleston Southern (1994)
Season: 564 - Dewayne Harper (1994)
Career: 955 - Dewayne Harer (1991-94)

Highest Average Per Return

Game: 46.5 - Jamaal Akbar vs. Baker (2008)
Season: 19.5 - EJ Daniel (2006)
Career: 17.57 - EJ Daniel (2006-08)

KICKOFF RETURN

Most Returns

Game: 9 - Jessie Burton vs. Missouri State (2007)
9 - Darron Turner vs. Jacksonville State (1989)
9 - Darron Turner vs. Middle Tennessee (1990)
Season: 39 - Henry Allen (1986)
Career: 89 - Jason Coleman (2002-05)

Most Return Yardage

Game: 248 - Darron Turner vs. Middle Tennessee (1990)
Season: 825 - Jessie Burton (2007)
Career: 1,842 - Jason Coleman (2002-05)

Kick Return Touchdowns

Season: 2 - Jessie Burton (2006)
Career: 3 - Jessie Burton (2006-07)

BLOCKED KICKS

Most Blocked Kicks

Game: 2 - Dean Wathen at Murray State (2010)
Season: 3 - Korbin Harmon (2019)
3 - Andre Plummer (2005)
Career: 6 - Korbin Harmon (2018-21)

TEAM STATISTICS

Date	Opponent	Site	Result	Attendance	Top Rusher	Top Passer	Top Receiver	Top Tackler
Aug. 31	at #17 Kansas State	Manhattan, KS	L, 41-6	51,240	Smith/LeFlore (9-23-0)	Dent (7-14-87-0)	Tanksley (2-28-0)	Sharpe (5)
Sept. 7	at Southeast Missouri*	Cape Girardeau, Mo.	L, 45-42 (2OT)	6,127	Smith (26-148-1)	Dent (23-33-277-4)	Tanksley (7-113-0)	Johnson (7)
Sept. 14	North Alabama	Martin, Tenn.	W, 43-28	3,417	Smith (15-123-2)	Sheron (14-18-170-1)	Rucker (6-83-2)	Sharpe (8)
Sept. 21	Missouri State	Martin, Tenn.	L, 31-24	3,985	Smith (16-63-1)	Sheron (20-27-213-2)	Rucker (6-73-0)	Hunter (11)
Sept. 28	at Kennesaw State	Kennesaw, Ga.	W, 24-13	10,847	Smith (24-123-2)	Dent (13-23-132-0)	Dostin (3-41-0)	Shipp (12)
Oct. 5	Gardner-Webb*	Martin, Tenn.	W, 35-17	6,101	Smith (15-128-3)	Dent (15-23-167-1)	Dostin (3-66-1)	Sharpe/Hastings (7)
Oct. 12	at Western Illinois*	Macomb, Ill.	W, 45-17	3,264	Smith (17-145-1)	Dent (16-21-194-2)	Dowling (3-88-2)	Sharpe (7)
Oct. 26	Eastern Illinois*	Martin, Tenn.	W, 52-17	4,109	Smith (13-87-2)	Dent (16-22-248-3)	Dowling (3-70-2)	Hunter (9)
Nov. 2	at #25 Tennessee State*	Nashville, Tenn.	W, 28-21	2,845	Smith (16-73-0)	Dent (18-27-266-3)	Dostin (4-87-0)	Stevenson/Shipp (7)
Nov. 9	at Charleston Southern*	Charleston, SC	W, 40-14	3,614	Smith (14-121-0)	Dent (13-27-254-2)	Tanksley (5-128-2)	Shipp (7)
Nov. 16	Tennessee Tech*	Martin, Tenn.	L, 10-9	2,914	Dent (13-20-0)	Dent (13-32-142-0)	Tanksley (5-49-0)	Sharpe (14)
Nov. 23	Lindenwood*	Martin, Tenn.	W, 33-26	2,208	Smith (15-80-1)	Dent (18-27-272-3)	Rucker (5-87-2)	Shipp (10)
Nov. 30	at #16 New Hampshire	Durham, N.H.	W, 41-10	1,573	Smith (15-71-1)	Dent (17-26-246-0)	Rucker (9-88-0)	Hastings/Pleas (5)
Dec. 7	at #1 Montana State	Bozeman, MT	L, 49-17	17,017	Smith (12-32-0)	Dent (15-29-167-2)	Rucker (6-107-2)	Stevenson/Hastings (9)

TEAM STATISTICS

	UTM	OPP
SCORING	439	337
Points Per Game	31.4	24.1
Points Off Turnovers	82	45
FIRST DOWNS	255	244
Rushing	111	78
Passing	115	143
Penalty	29	23
RUSHING YARDAGE	2304	1315
Yards gained rushing	2629	1645
Yards lost rushing	325	330
Rushing Attempts	526	370
Average Per Rush	4.4	3.6
Average Per Game	164.6	93.9
TDs Rushing	28	13
PASSING YARDAGE	2945	3368
Comp-Att-Int	232-384-8	311-532-19
Average Per Pass	7.7	6.3
Average Per Catch	12.7	10.8
Average Per Game	210.4	240.6
TDs Passing	24	25
TOTAL OFFENSE	5249	4683
Total Plays	910	902
Average Per Play	5.8	5.2
Average Per Game	374.9	334.5
KICK RETURNS: #-Yards	30-606	44-952
PUNT RETURNS: #-Yards	20-283	22-188
INT RETURNS: #-Yards	19-319	8-68
KICK RETURN AVERAGE	20.2	21.6
PUNT RETURN AVERAGE	14.1	8.5
INT RETURN AVERAGE	17.7	9.7
FUMBLES-LOST	19-8	17-5
PENALTIES-Yards	86-779	76-666
Average Per Game	55.6	47.6
PUNTS-Yards	71-2894	80-3281
Average Per Punt	40.8	41.0
Net punt average	37.5	36.7
KICKOFFS-Yards	81-4519	69-3898
Average Per Kick	55.8	56.5
Net kick average	36.9	38.3
TIME OF POSSESSION/Game	31:51	29:10
3RD-DOWN Conversions	79/200	59/190
3rd-Down Pct	40%	31%
4TH-DOWN Conversions	14/23	14/27
4th-Down Pct	61%	52%
SACKS BY-Yards	30-180	28-190
MISC YARDS	0	0
TOUCHDOWNS SCORED	57	42
FIELD GOALS-ATTEMPTS	13-19	14-18
ON-SIDE KICKS	0-0	0-0
RED-ZONE SCORES	(43-49) 88%	(34-44) 77%
RED-ZONE TOUCHDOWNS	(31-49) 63%	(27-44) 61%
PAT-ATTEMPTS	(54-57) 95%	(39-40) 98%
ATTENDANCE	22734	96527
Games/Avg Per Game	6/3789	8/12066
Neutral Site Games		0/0

SCORE BY QUARTER	1ST	2ND	3RD	4TH	OT	TOTAL
UT Martin	89	126	119	91	14	439
Opponents	110	61	68	88	10	337



OFFENSIVE STATISTICS

RUSHING

Name	GP	Att	Gain	Loss	Net	Avg	TD	Long	Avg/G
SMITH, Patrick	14	220	1278	52	1226	5.6	14	63	87.6
DENT, Kinkead	14	88	489	156	333	3.8	7	55	23.8
COOK, Glover	14	84	356	29	327	3.9	3	33	23.4
FRANKLIN, Chris	12	18	108	5	103	5.7	1	43	8.6
HARRIS, Corey	13	15	75	2	73	4.9	0	20	5.6
RAYMOND, Rashad	6	25	53	5	48	1.9	2	6	8.0
RUCKER, Trevonte	14	8	40	2	38	4.8	1	10	2.7
CALVEZ, Julian	7	8	40	5	35	4.4	0	13	5.0
LeFLORE, Narkel	3	14	40	5	35	2.5	0	11	11.7
PLEAS, Michael	14	1	32	0	32	32.0	0	32	2.3
SWEET, Terayon	7	3	28	0	28	9.3	0	20	4.0
WONDEH, Asa	14	8	25	1	24	3.0	0	7	1.7
SHERON, Kaiya	3	20	57	40	17	0.9	0	13	5.7
ALEXANDER, Scott	10	1	5	0	5	5.0	0	5	0.5
EATON, Jason	14	0	1	0	1	0.0	0	0	0.1
TANKSLEY, DeVonte	12	4	1	9	-8	-2.0	0	1	-0.7
TEAM	14	9	1	14	-13	-1.4	0	0	-0.9
Total.....	14	526	2629	325	2304	4.4	28	63	164.6
Opponents.....	14	370	1645	330	1315	3.6	13	54	93.9

PASSING

Name	GP	Rating	Comp-Att-Int	Pct	Yds	TD	Lng	Avg/G
DENT, Kinkead	14	141.22	189-322-7	58.7	2505	21	78	178.9
SHERON, Kaiya	3	165.30	38-49-0	77.6	394	3	50	131.3
CALVEZ, Julian	7	80.58	5-11-0	45.5	46	0	17	6.6
SPARKS, Kody	2	-100.00	0-2-1	0.0	0	0	0	0.0
Total.....	14	141.30	232-384-8	60.4	2945	24	78	210.4
Opponents.....	14	120.00	311-532-19	58.5	3368	25	78	240.6

RECEIVING

Name	GP	Rec	Yds	Avg	TD	Long	Avg/G
RUCKER, Trevonte	14	59	857	14.5	8	78	61.2
TANKSLEY, DeVonte	12	50	714	14.3	3	65	59.5
DOSTIN, Tyler	13	23	406	17.7	5	57	31.2
DOWLING, Max	14	23	278	12.1	5	48	19.9
WONDEH, Asa	14	20	170	8.5	1	26	12.1
SMITH, Patrick	14	18	115	6.4	0	14	8.2
ROBERTS, Zoe	11	12	194	16.2	1	50	17.6
COOK, Glover	14	6	50	8.3	0	17	3.6
ALEXANDER, Scott	10	3	72	24.0	1	33	7.2
BOWLING, Jaren	9	3	24	8.0	0	13	2.7
TRICE, Airius	3	3	9	3.0	0	5	3.0
LeFLORE, Narkel	3	3	5	1.7	0	2	1.7
EDWARDS, Jeremiah	7	2	26	13.0	0	18	3.7
RAYMOND, Rashad	6	2	6	3.0	0	3	1.0
BAKER, Oshae	14	2	5	2.5	0	3	0.4
BAILEY, Bryce	13	1	6	6.0	0	6	0.5
CARTER, Anthony	5	1	5	5.0	0	5	1.0
FRANKLIN, Chris	12	1	3	3.0	0	3	0.2
Total.....	14	232	2945	12.7	24	78	210.4
Opponents.....	14	311	3368	10.8	25	78	240.6

INDIVIDUAL STATISTICS



SPECIAL TEAMS STATISTICS

PUNT RETURNS

Name	Ret	Yds	Avg	TD	Long
BAKER, Oshae	18	239	13.3	0	45
HARRIS, Lanard	1	-3	-3.0	0	0
MULLINS, Tyler	1	7	7.0	0	0
ROBERTSON, Cam	0	40	0.0	1	40
Total.....	20	283	14.1	1	45
Opponents.....	22	188	8.5	1	40

INTERCEPTIONS

Name	No.	Yds	Avg	TD	Long
HUNTER, Chris	5	52	10.4	0	27
BAKER, Oshae	3	63	21.0	1	63
McGOY, JaMichael	3	0	0.0	0	0
SHIPP, Tevin	3	99	33.0	2	35
PIERCE, LaMarion	2	31	15.5	0	21
SHARPE, Jaylon	2	74	37.0	1	72
HASTINGS, Josh	1	0	0.0	0	0
Total.....	19	319	16.8	4	72
Opponents.....	8	68	8.5	1	48

KICKOFF RETURNS

Name	Ret	Yds	Avg	TD	Long
BAKER, Oshae	19	405	21.3	0	38
SMITH, Patrick	5	75	15.0	0	24
LeFLORE, Narkel	2	41	20.5	0	23
BOWLING, Jaren	1	10	10.0	0	10
SMITHBERGER, Andrew	1	0	0.0	0	0
BAILEY, Bryce	1	15	15.0	0	15
RUCKER, Trevonte	1	50	50.0	0	50
HARRIS, Lanard	0	10	0.0	0	10
Total.....	30	606	20.2	0	50
Opponents.....	44	952	21.6	2	98

FUMBLE RETURNS

Name	Ret	Yds	Avg	TD	Long
BAKER, Oshae	1	0	0.0	0	0
Total.....	1	0	0.0	0	0
Opponents.....	1	27	27.0	0	27

PUNTING

Name	Punts	Yds	Avg	Lg	TB	FC	I20	50+	Blkd
VAN WINKLE, J	70	2894	41.3	65	2	24	21	10	0
TEAM	1	0	0.0	0	0	0	0	0	1
Total.....	71	2894	40.8	65	2	24	21	10	1
Opponents.....	80	3281	41.0	59	3	35	27	12	1

KICKOFFS

Name	No.	Yds	Avg	TB	OB	Retn	Net	YdLn
ARENAS, Carlo	52	3060	58.8	19	2			
VAN WINKLE, Jaren	28	1427	51.0	4	0			
LITTLEFIELD, C	1	32	32.0	0	0			
Total.....	81	4519	55.8	23	2	952	36.9	28
Opponents.....	69	3898	56.5	26	2	606	38.3	26

FIELD GOALS

Name	FGM-FGA	Pct	01-19	20-29	30-39	40-49	50-99	Lg
VAN WINKLE, Jaren	13-19	68.4	0-0	3-5	8-9	2-5	0-0	46

FIELD GOAL SEQUENCE BY GAME

	UT Martin	Opponents
Kansas State	(34),(31)	(43),(45)
Southeast Mo. St.	29,36	44,(37)
North Alabama	(38),(46)	(45),(23)
Missouri State	(31)	(33)
Kennesaw St.	41,(24)	(49),(38)
Gardner-Webb	-	(46),26
Western Ill.	(23)	(47)
Eastern Illinois	(31)	(19)
Tennessee St.	44	-
Charleston So.	(44),(24)	47
Tennessee Tech	28	(24),39
Lindenwood	49	(50)
New Hampshire	(30),(36)	(41
Montana St.	(37)	-

Numbers in (parentheses) indicate field goal was made.



MISCELLANEOUS STATISTICS

SCORING

Name	TD	FGs	PAT Kick	PAT Rush	PAT Rcv	PAT Pass	PAT DXP	Saf	Pts
VAN WINKLE, Jaren	0	13-19	54-57	0-0	0	0-0	0	0	93
SMITH, Patrick	14	0-0	0-0	0-0	0	0-0	0	0	84
RUCKER, Trevonte	9	0-0	0-0	0-0	0	0-0	0	0	54
DENT, Kinkead	7	0-0	0-0	0-0	0	0-0	0	0	42
DOSTIN, Tyler	5	0-0	0-0	0-0	0	0-0	0	0	30
DOWLING, Max	5	0-0	0-0	0-0	0	0-0	0	0	30
COOK, Glover	3	0-0	0-0	0-0	0	0-0	0	0	18
TANKSLEY, DeVonte	3	0-0	0-0	0-0	0	0-0	0	0	18
SHIPP, Tevin	2	0-0	0-0	0-0	0	0-0	0	0	12
RAYMOND, Rashad	2	0-0	0-0	0-0	0	0-0	0	0	12
ALEXANDER, Scott	1	0-0	0-0	0-0	0	0-0	0	0	6
BAKER, Oshae	1	0-0	0-0	0-0	0	0-0	0	0	6
WONDEH, Asa	1	0-0	0-0	0-0	0	0-0	0	0	6
ROBERTS, Zoe	1	0-0	0-0	0-0	0	0-0	0	0	6
ROBERTSON, Cam	1	0-0	0-0	0-0	0	0-0	0	0	6
SHARPE, Jaylon	1	0-0	0-0	0-0	0	0-0	0	0	6
FRANKLIN, Chris	1	0-0	0-0	0-0	0	0-0	0	0	6
TEAM	0	0-0	0-0	0-0	0	0-0	0	2	4
Total.....	57	13-19	54-57	0-0	0	0-0	0	2	439
Opponents.....	42	14-18	39-40	0-0	2	2-2	0	0	337

TOTAL OFFENSE

Name	GP	Plays	Rush	Pass	Tot	Avg/G
DENT, Kinkead	14	410	333	2505	2838	202.7
SMITH, Patrick	14	220	1226	0	1226	87.6
SHERON, Kaiya	3	69	17	394	411	137.0
COOK, Glover	14	84	327	0	327	23.4
FRANKLIN, Chris	12	18	103	0	103	8.6
CALVEZ, Julian	7	19	35	46	81	11.6
HARRIS, Corey	13	15	73	0	73	5.6
RAYMOND, Rashad	6	25	48	0	48	8.0
RUCKER, Trevonte	14	8	38	0	38	2.7
LeFLORE, Narkel	3	14	35	0	35	11.7
PLEAS, Michael	14	1	32	0	32	2.3
SWEET, Terayon	7	3	28	0	28	4.0
WONDEH, Asa	14	8	24	0	24	1.7
ALEXANDER, Scott	10	1	5	0	5	0.5
EATON, Jason	14	0	1	0	1	0.1
TANKSLEY, DeVonte	12	4	-8	0	-8	-0.7
TEAM	14	9	-13	0	-13	-0.9
Total.....	14	910	2304	2945	5249	374.9
Opponents.....	14	902	1315	3368	4683	334.5

ALL-PURPOSE

Name	GP	Rush	Rec	PR	KR	IR	Tot	Avg/G
SMITH, Patrick	14	1226	115	0	75	0	1416	101.1
RUCKER, Trevonte	14	38	857	0	50	0	945	67.5
BAKER, Oshae	14	0	5	239	405	63	712	50.9
TANKSLEY, DeVonte	12	-8	714	0	0	0	706	58.8
DOSTIN, Tyler	13	0	406	0	0	0	406	31.2
COOK, Glover	14	327	50	0	0	0	377	26.9
DENT, Kinkead	14	333	0	0	0	0	333	23.8
DOWLING, Max	14	0	278	0	0	0	278	19.9
WONDEH, Asa	14	24	170	0	0	0	194	13.9
ROBERTS, Zoe	11	0	194	0	0	0	194	17.6
FRANKLIN, Chris	12	103	3	0	0	0	106	8.8
SHIPP, Tevin	14	0	0	0	0	99	99	7.1
LeFLORE, Narkel	3	35	5	0	41	0	81	27.0
ALEXANDER, Scott	10	5	72	0	0	0	77	7.7
SHARPE, Jaylon	14	0	0	0	0	74	74	5.3
HARRIS, Corey	13	73	0	0	0	0	73	5.6
RAYMOND, Rashad	6	48	6	0	0	0	54	9.0
HUNTER, Chris	14	0	0	0	0	52	52	3.7
ROBERTSON, Cam	12	0	0	40	0	0	40	3.3
CALVEZ, Julian	7	35	0	0	0	0	35	5.0
BOWLING, Jaren	9	0	24	0	10	0	34	3.8
PLEAS, Michael	14	32	0	0	0	0	32	2.3
PIERCE, LaMarion	12	0	0	0	0	31	31	2.6
SWEET, Terayon	7	28	0	0	0	0	28	4.0
EDWARDS, Jeremiah	7	0	26	0	0	0	26	3.7
BAILEY, Bryce	13	0	6	0	15	0	21	1.6
SHERON, Kaiya	3	17	0	0	0	0	17	5.7
Total.....	14	2304	2945	283	606	319	6457	461.2
Opponents.....	14	1315	3368	188	952	68	5891	420.8

INDIVIDUAL STATISTICS



DEFENSIVE STATISTICS

No.	Player	GP-GS	ST	AT	TT	TFL	Sacks	Int	PBU	QBH	FR-Yds	FF	Blk	Saf
9	SHARPE, Jaylon	14-14	39	44	83	15.0-49	2.0-4	2-74	4	3	1-0	.	.	.
11	SHIPP, Tevin	14-10	38	42	80	5.5-12	1.5-2	3-99	6	2
7	HUNTER, Chris	14-10	24	55	79	7.0-23	0.5-4	5-52	5	5
21	STEVENSON, Jacob	14-11	36	32	68	1.5-6	.	.	6
5	HASTINGS, Josh	12-11	27	31	58	3.5-9	.	1-0	5	3
0	BAKER, Oshae	14-14	33	21	54	1.0-7	.	3-63	8
2	PLEAS, Michael	14-14	12	40	52	6.0-35	3.5-28	.	4	7	.	1	.	.
18	PIERCE, LaMarion	12-8	26	23	49	2.0-6	0.5-3	2-31	9
8	McGOY, JaMichael	14-14	31	12	43	3.0-12	1.0-6	3-0	18	2	.	1	.	.
30	PERKINS, Charles	14-14	13	27	40	8.5-25	2.5-12	.	.	8	1-0	1	.	.
94	DOWELL, Christian	14-14	11	18	29	3.0-5	.	.	3	7
27	MULLINS, Tyler	14-0	14	13	27	.	.	.	2	1	.	.	1	.
19	JOHNSON, Keyshawn	13-0	9	15	24	4.0-30	3.5-29	.	2	4
10	MURRAY, Davonte	14-0	11	13	24	5.0-25	4.5-24	.	.	3	.	2	.	.
6	McKNIGHT, DeShawn	14-14	5	16	21	5.5-26	4.0-24	.	.	1	.	1	.	.
12	MORGAN, LeBron	12-0	6	11	17	.	.	.	1
34	HARRIS, Lanard	14-0	11	6	17	.	.	.	2	.	.	1	.	.
3	JOHNSON, Rob	5-4	13	1	14	.	.	.	6
22	MOORE, Jaden	14-0	9	4	13
40	McIVER, Xavier	13-0	2	11	13	0.5-2	.	.	.	4
13	BURTON, Taylor	11-0	3	9	12	5.0-26	3.5-22	.	.	4	1-0	.	.	.
97	CAMP, Toby	14-0	2	10	12	0.5-1	0.5-1	.	.	3
35	BALLARD, Steven	14-0	7	3	10	1-0	1	.	.
20	CASTLEBERRY, Joel	14-0	3	7	10
41	DAILEY, Bryce	10-0	2	6	8	1.5-11	1.0-10	.	.	2
17	NEWSOME, Doug	4-2	2	5	7	.	.	.	3	1
26	ROBINSON, AJ	14-0	5	1	6
23	HILL, Celeycan	14-0	4	2	6	1.0-10	1.0-10
28	ROBERTSON, Cam	12-0	2	4	6
96	DAWKINS, Jabaree	4-0	4	1	5	1.5-3
44	LITTLE, Anthony	5-0	.	5	5	0.5-1
29	MAYERS, Jamal	9-0	3	1	4	.	.	.	2
42	PEOPLES, Colton	14-0	3	.	3
93	TOMMIE, Broderick	8-0	.	3	3
36	WEIR, Shamari	10-0	1	1	2	0.5-0
15	COOK, Glover	14-0	1	1	2
83	TIMOSCIEK, Hyatt	4-0	.	1	1	1
16	DIZADARE, Na'Drian	10-0	1	.	1
76	EATON, Jason	14-14	1	.	1
14	BAILEY, Bryce	13-0	1	.	1
91	EDMOND, Lebron	1-0	.	1	1	0.5-1	0.5-1
20	SMITH, Patrick	14-13	1	.	1	1	.	.
Total.....		14-0	416	496	912	82-325	30-180	19-319	86	61	5-0	9	1	2
Opponents.....		14-0	435	556	991	91.0-335	28-190	8-68	44	52	8-27	12	1	.

UT MARTIN GIVEAWAYS/TAKEAWAYS							UT MARTIN GIVEAWAYS/TAKEAWAYS							SKYHAWK UNIFORM COMBINATIONS		
Game	Giveaways			Takeaways			Game	Giveaways			Takeaways			Game	Jersey	Pants
	F	I	T	F	I	T		F	I	T	F	I	T			
Kansas State	0	0	0	1	1	2	+2	Kansas State	0	0	0	1	1	2	White	White
Southeast Missouri	1	0	1	0	0	0	-1	Southeast Missouri	1	0	1	0	0	0	White	Grey
North Alabama	0	2	2	1	3	4	+2	North Alabama	0	2	2	1	3	4	Navy	Navy
Missouri State	2	0	2	0	0	0	-2	Missouri State	2	0	2	0	0	0	Grey	Grey
Kennesaw State	0	1	1	0	2	2	+1	Kennesaw State	0	1	1	0	2	2	White	Navy
Gardner-Webb	0	0	0	0	1	1	+1	Gardner-Webb	0	0	0	0	1	1	Navy	White
Western Illinois	1	1	2	0	0	0	-2	Western Illinois	1	1	2	0	0	0	White	Grey
Eastern Illinois	0	0	0	0	3	3	+3	Eastern Illinois	0	0	0	0	3	3	Grey	Navy
Tennessee State	0	1	1	2	2	4	+3	Tennessee State	0	1	1	2	2	4	White	White
Charleston Southern	3	0	3	0	3	3	+0	Charleston Southern	3	0	3	0	3	3	White	Navy
Tennessee Tech	0	2	2	0	1	0	-1	Tennessee Tech	0	2	2	0	1	0	Grey	White
Lindenwood	1	1	2	1	2	3	+1	Lindenwood	1	1	2	1	2	3	Navy	Navy
New Hampshire	0	0	0	0	1	1	+1	New Hampshire	0	0	0	0	1	1	White	White
Montana State	0	0	0	0	0	0	0	Montana State	0	0	0	0	0	0	White	White
Total	8	8	16	5	19	24	+8	Total	8	8	16	5	19	24		
INTERCEPTIONS							INTERCEPTIONS									
Game	No.	Yds	Avg.	TD	Long		Game	No.	Yds	Avg.	TD	Long				
Kansas State	1	15	15.0	0	15		Kansas State	1	15	15.0	0	15				
Southeast Missouri	0	0	0	0	0		Southeast Missouri	0	0	0	0	0				
North Alabama	3	61	20.3	1	34		North Alabama	3	61	20.3	1	34				
Missouri State	0	0	0	0	0		Missouri State	0	0	0	0	0				
Kennesaw State	2	65	32.5	1	63		Kennesaw State	2	65	32.5	1	63				
Gardner-Webb	1	0	0.0	0	0		Gardner-Webb	1	0	0.0	0	0				
Western Illinois	0	0	0	0	0		Western Illinois	0	0	0	0	0				
Eastern Illinois	3	123	41.0	1	72		Eastern Illinois	3	123	41.0	1	72				
Tennessee State	2	8	4.0	0	9		Tennessee State	2	8	4.0	0	9				
Charleston Southern	3	35	11.7	1	35		Charleston Southern	3	35	11.7	1	35				
Tennessee Tech	1	10	10.0	0	10		Tennessee Tech	1	10	10.0	0	10				
Lindenwood	2	2	1.0	0	2		Lindenwood	2	2	1.0	0	2				
New Hampshire	1	0	0.0	0	0		New Hampshire	1	0	0.0	0	0				
Montana State	0	0	0	0	0		Montana State	0	0	0	0	0				
Total	18	319	17.7	4	81		Total	18	319	17.7	4	81				

SEASON/CAREER STATISTICS

SEASON

CAREER

Rushing	gp	att	gain	loss	net	avg	td	lg	avg/g	gp	att	gain	loss	net	avg	td	lg	avg/g
SMITH, Patrick	14	220	1278	52	1226	5.6	14	63	87.6	14	220	1278	52	1226	5.6	14	63	87.6
DENT, Kinkead	14	88	489	156	333	3.8	7	55	23.8	25	151	923	239	684	4.5	10	55	27.4
COOK, Glover	14	84	356	29	327	3.9	3	33	23.4	25	91	398	29	369	4.1	3	33	14.8
FRANKLIN, Chris	12	18	108	5	103	5.7	1	43	8.6	12	18	108	5	103	5.7	1	43	8.6
HARRIS, Corey	13	15	75	2	73	4.9	0	20	5.6	16	24	135	2	133	5.5	0	25	8.3
RAYMOND, Rashad	6	25	53	5	48	1.9	2	6	8.0	6	25	53	5	48	1.9	2	6	8.0
RUCKER, Trevonte	14	8	40	2	38	4.8	1	10	2.7	25	8	40	2	38	4.8	1	10	1.5
CALVEZ, Julian	7	8	40	5	35	4.4	0	13	5.0	7	8	40	5	35	4.4	0	13	5.0
LeFLORE, Narkel	3	14	40	5	35	2.5	0	11	11.7	14	84	430	13	417	5.0	4	75	29.8
PLEAS, Michael	14	1	32	0	32	32.0	0	32	2.3	14	1	32	0	32	32.0	0	32	2.3
SWEET, Terayon	7	3	28	0	28	9.3	0	20	4.0	9	7	36	6	30	4.3	0	20	3.3
WONDEH, Asa	14	8	25	1	24	3.0	0	7	1.7	18	8	25	1	24	3.0	0	7	1.3
SHERON, Kaiya	3	20	57	40	17	0.9	0	13	5.7	3	20	57	40	17	0.9	0	13	5.7
ALEXANDER, Scott	10	1	5	0	5	5.0	0	5	0.5	10	1	5	0	5	5.0	0	5	0.5
EATON, Jason	14	0	1	0	1	0.0	0	0	0.1	32	0	1	0	1	0.0	0	0	0.0
TANKSLEY, DeVonte	12	4	1	9	-8	-2.0	0	1	-0.7	35	9	34	9	25	2.8	0	13	0.7
TEAM	14	9	1	14	-13	-1.4	0	0	-0.9									
Total	14	526	2629	325	2304	4.4	28	63	164.6									
Opponents	14	370	1645	330	1315	3.6	13	54	93.9									

Passing	gp	effic	comp-att-int	pct	yds	td	lg	avg/g	gp	effic	comp-att-int	pct	yds	td	lg	avg/g
DENT, Kinkead	14	141.22	189-322-7	58.7	2505	21	78	178.9	25	134.22	381-675-15	56.4	4800	46	78	192.0
SHERON, Kaiya	3	165.30	38-49-0	77.6	394	3	50	131.3	3	165.30	38-49-0	77.6	394	3	50	131.3
CALVEZ, Julian	7	80.58	5-11-0	45.5	46	0	17	6.6	7	80.58	5-11-0	45.5	46	0	17	6.6
SPARKS, Kody	2	-100.00	0-2-1	0.0	0	0	0	0.0	21	106.62	7-13-2	53.8	90	1	32	4.3
Total	14	141.30	232-384-8	60.4	2945	24	78	210.4								
Opponents	14	120.00	311-532-19	58.5	3368	25	78	240.6								

Receiving	gp	no.	yds	avg	td	lg	avg/g	gp	no.	yds	avg	td	lg	avg/g
RUCKER, Trevonte	14	59	857	14.5	8	78	61.2	25	96	1326	13.8	10	78	53.0
TANKSLEY, DeVonte	12	50	714	14.3	3	65	59.5	35	162	2080	12.8	8	69	59.4
DOSTIN, Tyler	13	23	406	17.7	5	57	31.2	13	23	406	17.7	5	57	31.2
DOWLING, Max	14	23	278	12.1	5	48	19.9	25	26	298	11.5	7	48	11.9
WONDEH, Asa	14	20	170	8.5	1	26	12.1	18	29	311	10.7	1	52	17.3
SMITH, Patrick	14	18	115	6.4	0	14	8.2	14	18	115	6.4	0	14	8.2
ROBERTS, Zoe	11	12	194	16.2	1	50	17.6	44	77	817	10.6	12	54	18.6
COOK, Glover	14	6	50	8.3	0	17	3.6	25	6	50	8.3	0	17	2.0
ALEXANDER, Scott	10	3	72	24.0	1	33	7.2	10	3	72	24.0	1	33	7.2
BOWLING, Jaren	9	3	24	8.0	0	13	2.7	9	3	24	8.0	0	13	2.7
TRICE, Airius	3	3	9	3.0	0	5	3.0	22	3	9	3.0	0	5	0.4
LeFLORE, Narkel	3	3	5	1.7	0	2	1.7	14	7	31	4.4	0	10	2.2
EDWARDS, Jeremiah	7	2	26	13.0	0	18	3.7	8	2	26	13.0	0	18	3.2
RAYMOND, Rashad	6	2	6	3.0	0	3	1.0	6	2	6	3.0	0	3	1.0
BAKER, Oshae	14	2	5	2.5	0	3	0.4	53	2	5	2.5	0	3	0.1
BAILEY, Bryce	13	1	6	6.0	0	6	0.5	13	1	6	6.0	0	6	0.5
CARTER, Anthony	5	1	5	5.0	0	5	1.0	5	1	5	5.0	0	5	1.0
FRANKLIN, Chris	12	1	3	3.0	0	3	0.2	12	1	3	3.0	0	3	0.2
Total	14	232	2945	12.7	24	78	210.4							
Opponents	14	311	3368	10.8	25	78	240.6							

SEASON/CAREER STATISTICS

	SEASON						CAREER					
Total Offense	g	plays	rush	pass	total	avg/g	g	plays	rush	pass	total	avg/g
DENT, Kinkead	14	410	333	2505	2838	202.7	25	826	684	4800	5484	219.4
SMITH, Patrick	14	220	1226	0	1226	87.6	14	220	1226	0	1226	87.6
SHERON, Kaiya	3	69	17	394	411	137.0	3	69	17	394	411	137.0
COOK, Glover	14	84	327	0	327	23.4	25	91	369	0	369	14.8
FRANKLIN, Chris	12	18	103	0	103	8.6	12	18	103	0	103	8.6
CALVEZ, Julian	7	19	35	46	81	11.6	7	19	35	46	81	11.6
HARRIS, Corey	13	15	73	0	73	5.6	16	24	133	0	133	8.3
RAYMOND, Rashad	6	25	48	0	48	8.0	6	25	48	0	48	8.0
RUCKER, Trevonte	14	8	38	0	38	2.7	25	8	38	0	38	1.5
LeFLORE, Narkel	3	14	35	0	35	11.7	14	84	417	0	417	29.8
PLEAS, Michael	14	1	32	0	32	2.3	14	1	32	0	32	2.3
SWEET, Terayon	7	3	28	0	28	4.0	9	7	30	0	30	3.3
WONDEH, Asa	14	8	24	0	24	1.7	18	8	24	0	24	1.3
ALEXANDER, Scott	10	1	5	0	5	0.5	10	1	5	0	5	0.5
EATON, Jason	14	0	1	0	1	0.1	32	0	1	0	1	0.0
TANKSLEY, DeVonte	12	4	-8	0	-8	-0.7	35	9	25	0	25	0.7
TEAM	14	9	-13	0	-13	-0.9						
Total	14	910	2304	2945	5249	374.9						
Opponents	14	902	1315	3368	4683	334.5						

Scoring	td fg		PAT					dxp saf		pts	td fg		PAT					dxp saf		pts
			kick	rush	rcv	pass							kick	rush	rcv	pass				
VAN WINKLE, Jaren	-	13-19	54-57	-	-	-		-	-	93	-	13-19	54-57	-	-	-		-	-	93
SMITH, Patrick	14	-	-	-	-	-		-	-	84	14	-	-	-	-	-		-	-	84
RUCKER, Trevonte	9	-	-	-	-	-		-	-	54	11	-	-	-	-	-		-	-	66
DENT, Kinkead	7	-	-	-	-	-		-	-	42	10	-	-	-	-	-		-	-	60
DOSTIN, Tyler	5	-	-	-	-	-		-	-	30	5	-	-	-	-	-		-	-	30
DOWLING, Max	5	-	-	-	-	-		-	-	30	7	-	-	-	-	-		-	-	42
TANKSLEY, DeVonte	3	-	-	-	-	-		-	-	18	8	-	-	-	-	-		-	-	48
COOK, Glover	3	-	-	-	-	-		-	-	18	3	-	-	-	-	-		-	-	18
SHIPP, Tevin	2	-	-	-	-	-		-	-	12	3	-	-	-	-	-		-	-	18
RAYMOND, Rashad	2	-	-	-	-	-		-	-	12	2	-	-	-	-	-		-	-	12
FRANKLIN, Chris	1	-	-	-	-	-		-	-	6	1	-	-	-	-	-		-	-	6
SHARPE, Jaylon	1	-	-	-	-	-		-	-	6	1	-	-	-	-	-		-	-	6
ALEXANDER, Scott	1	-	-	-	-	-		-	-	6	1	-	-	-	-	-		-	-	6
ROBERTS, Zoe	1	-	-	-	-	-		-	-	6	13	-	-	-	-	-		-	-	78
ROBERTSON, Cam	1	-	-	-	-	-		-	-	6	1	-	-	-	-	-		-	-	6
BAKER, Oshae	1	-	-	-	-	-		-	-	6	2	-	-	-	-	-		-	-	12
WONDEH, Asa	1	-	-	-	-	-		-	-	6	1	-	-	-	-	-		-	-	6
TEAM	-	-	-	-	-	-		-	2	4										
Total	57	13-19	54-57	-	-	-		-	2	439										
Opponents	42	14-18	39-40	-	2	2-2		-	-	337										

Punt Returns	no.	yds	avg	td	lg	no.	yds	avg	td	lg
BAKER, Oshae	18	239	13.3	0	45	49	410	8.4	0	45
HARRIS, Lanard	1	-3	-3.0	0	0	1	-3	-3.0	0	0
MULLINS, Tyler	1	7	7.0	0	0	1	7	7.0	0	0
ROBERTSON, Cam	0	40	0.0	1	40	0	40	0.0	1	40
Total	20	283	14.1	1	45					
Opponents	22	188	8.5	1	40					

Kick Returns	no.	yds	avg	td	lg	no.	yds	avg	td	lg
BAKER, Oshae	19	405	21.3	0	38	29	671	23.1	0	53
SMITH, Patrick	5	75	15.0	0	24	5	75	15.0	0	24
LeFLORE, Narkel	2	41	20.5	0	23	20	511	25.5	1	95
RUCKER, Trevonte	1	50	50.0	0	50	8	180	22.5	0	50
BAILEY, Bryce	1	15	15.0	0	15	1	15	15.0	0	15
BOWLING, Jaren	1	10	10.0	0	10	1	10	10.0	0	10
SMITHBERGER, Andre	1	0	0.0	0	0	1	0	0.0	0	0
HARRIS, Lanard	0	10	0.0	0	10	0	10	0.0	0	10
Total	30	606	20.2	0	50					

SEASON/CAREER STATISTICS

SEASON

CAREER

Interceptions	no.	yds	avg	td	lg	no.	yds	avg	td	lg
HUNTER, Chris	5	52	10.4	0	27	7	78	11.1	0	27
McGOY, JaMichael	3	0	0.0	0	0	5	9	1.8	0	5
SHIPP, Tevin	3	99	33.0	2	35	4	146	36.5	3	47
BAKER, Oshae	3	63	21.0	1	63	9	151	16.8	2	63
SHARPE, Jaylon	2	74	37.0	1	72	2	74	37.0	1	72
PIERCE, LaMarion	2	31	15.5	0	21	3	31	10.3	0	21
HASTINGS, Josh	1	0	0.0	0	0	2	0	0.0	0	0
Total	19	319	16.8	4	72					
Opponents	8	68	8.5	1	48					

Fumble Returns	no.	yds	avg	td	lg	no.	yds	avg	td	lg
BAKER, Oshae	1	0	0.0	0	0	1	0	0.0	0	0
Total	1	0	0.0	0	0					
Opponents	1	27	27.0	0	27					

All Purpose	g	rush	rcv	pr	kr	ir	total	avg/g	g	rush	rcv	pr	kr	ir	total	avg/g
SMITH, Patrick	14	1226	115	0	75	0	1416	101.1	14	1226	115	0	75	0	1416	101.1
RUCKER, Trevo	14	38	857	0	50	0	945	67.5	25	38	1326	0	180	0	1544	61.8
BAKER, Oshae	14	0	5	239	405	63	712	50.9	53	0	5	410	671	151	1237	23.3
TANKSLEY, DeV	12	-8	714	0	0	0	706	58.8	35	25	2080	7	27	0	2139	61.1
DOSTIN, Tyler	13	0	406	0	0	0	406	31.2	13	0	406	0	0	0	406	31.2
COOK, Glover	14	327	50	0	0	0	377	26.9	25	369	50	0	0	0	419	16.8
DENT, Kinkead	14	333	0	0	0	0	333	23.8	25	684	0	0	0	0	684	27.4
DOWLING, Max	14	0	278	0	0	0	278	19.9	25	0	298	0	0	0	298	11.9
WONDEH, Asa	14	24	170	0	0	0	194	13.9	18	24	311	0	0	0	335	18.6
ROBERTS, Zoe	11	0	194	0	0	0	194	17.6	44	14	817	0	48	0	879	20.0
FRANKLIN, Chris	12	103	3	0	0	0	106	8.8	12	103	3	0	0	0	106	8.8
SHIPP, Tevin	14	0	0	0	0	99	99	7.1	55	0	0	0	0	146	146	2.7
LeFLORE, Narke	3	35	5	0	41	0	81	27.0	14	417	31	0	511	0	959	68.5
ALEXANDER, Sc	10	5	72	0	0	0	77	7.7	10	5	72	0	0	0	77	7.7
SHARPE, Jaylon	14	0	0	0	0	74	74	5.3	36	0	0	0	0	74	74	2.1
HARRIS, Corey	13	73	0	0	0	0	73	5.6	16	133	0	0	0	0	133	8.3
RAYMOND, Ras	6	48	6	0	0	0	54	9.0	6	48	6	0	0	0	54	9.0
HUNTER, Chris	14	0	0	0	0	52	52	3.7	56	0	0	0	8	78	86	1.5
ROBERTSON, C	12	0	0	40	0	0	40	3.3	12	0	0	40	0	0	40	3.3
CALVEZ, Julian	7	35	0	0	0	0	35	5.0	7	35	0	0	0	0	35	5.0
BOWLING, Jaren	9	0	24	0	10	0	34	3.8	9	0	24	0	10	0	34	3.8
PLEAS, Michael	14	32	0	0	0	0	32	2.3	14	32	0	0	0	0	32	2.3
PIERCE, LaMari	12	0	0	0	0	31	31	2.6	24	0	0	0	0	31	31	1.3
SWEET, Terayon	7	28	0	0	0	0	28	4.0	9	30	0	0	0	0	30	3.3
EDWARDS, Jere	7	0	26	0	0	0	26	3.7	8	0	26	0	0	0	26	3.2
BAILEY, Bryce	13	0	6	0	15	0	21	1.6	13	0	6	0	15	0	21	1.6
SHERON, Kaiya	3	17	0	0	0	0	17	5.7	3	17	0	0	0	0	17	5.7
TRICE, Airius	3	0	9	0	0	0	9	3.0	22	0	9	0	0	0	9	0.4
MULLINS, Tyler	14	0	0	7	0	0	7	0.5	14	0	0	7	0	0	7	0.5
HARRIS, Lanard	14	0	0	-3	10	0	7	0.5	14	0	0	-3	10	0	7	0.5
CARTER, Anthon	5	0	5	0	0	0	5	1.0	5	0	5	0	0	0	5	1.0
EATON, Jason	14	1	0	0	0	0	1	0.1	32	1	0	0	0	0	1	0.0
TEAM	14	-13	0	0	0	0	-13	-0.9								
Total	14	2304	2945	283	606	319	6457	461.2								
Opponents	14	1315	3368	188	952	68	5891	420.8								

Field Goals	att	good	long	blkd	att	good	long	blkd
VAN WINKLE, Jaren	19	13	46	0	19	13	46	0
Total	19	13	46	0				
Opponents	18	14	50	0				

SEASON/CAREER STATISTICS

SEASON											CAREER																							
Punting						no.	yds	avg	lg	blk							no.	yds	avg	lg	blk													
VAN WINKLE, Jaren						70	2894	41.3	65	0							70	2894	41.3	65	0													
TEAM						1	0	0.0	0	1																								
Total						71	2894	40.8	65	1																								
Opponents						80	3281	41.0	59	1																								
Kickoffs						no.	yds	avg	tb	ob							no.	yds	avg	tb	ob													
ARENAS, Carlo						52	3060	58.8	19	2							52	3060	58.8	19	2													
VAN WINKLE, Jaren						28	1427	51.0	4	0							28	1427	51.0	4	0													
LITTLEFIELD, C						1	32	32.0	0	0							1	32	32.0	0	0													
Total						81	4519	55.8	23	2																								
Opponents						69	3898	56.5	26	2																								
##	Defensive Leaders										gp	ua	a	total	tfl	sack	int	pbu	fr	ff	blk	gp	ua	a	total	tfl	sack	int	pbu	fr	ff	blk		
9	SHARPE, Jaylon										14	39	44	83	15.0	2.0	2	4	1	.	.		36	75	78	153	22.0	4.0	2	6	1	.	.	
11	SHIPP, Tevin										14	38	42	80	5.5	1.5	3	6	.	.	.		55	98	99	197	18.5	2.5	4	16	.	2	.	
7	HUNTER, Chris										14	24	55	79	7.0	0.5	5	5	.	.	.		56	75	115	190	20.0	3.0	7	6	1	1	1	
21	STEVENSON, Jacob										14	36	32	68	1.5	.	.	6	.	.	.		14	36	32	68	1.5	.	.	6	.	.	.	
5	HASTINGS, Josh										12	27	31	58	3.5	.	1	5	.	.	.		21	56	42	98	7.0	.	2	16	.	.	.	
0	BAKER, Oshae										14	33	21	54	1.0	.	3	8	.	.	.		53	134	88	222	16.0	2.5	9	36	2	1	2	
2	PLEAS, Michael										14	12	40	52	6.0	3.5	.	4	.	1	.		14	12	40	52	6.0	3.5	.	4	.	1	.	
18	PIERCE, LaMarion										12	26	23	49	2.0	0.5	2	9	.	.	.		24	30	23	53	2.0	0.5	3	10	.	.	.	
8	McGOY, JaMichael										14	31	12	43	3.0	1.0	3	18	.	1	.		39	62	27	89	4.0	1.0	5	30	.	2	.	
30	PERKINS, Charles										14	13	27	40	8.5	2.5	.	1	1	.		26	24	40	64	12.5	6.5	.	.	1	1	.		
94	DOWELL, Christian										14	11	18	29	3.0	.	.	3	.	.	.		42	22	41	63	5.5	.	.	4	.	.	.	
27	MULLINS, Tyler										14	14	13	27	0.0	.	.	2	.	.	1		14	14	13	27	0.0	.	.	2	.	.	1	
10	MURRAY, Davonte										14	11	13	24	5.0	4.5	.	.	.	2	.		20	16	19	35	6.5	5.0	.	1	.	2	.	
19	JOHNSON, Keyshawn										13	9	15	24	4.0	3.5	.	2	.	.	.		13	9	15	24	4.0	3.5	.	2	.	.	.	
6	McKNIGHT, DeShawn										14	5	16	21	5.5	4.0	.	.	.	1	.		14	5	16	21	5.5	4.0	.	.	.	1	.	
12	MORGAN, LeBron										12	6	11	17	0.0	.	.	1	.	.	.		12	6	11	17	0.0	.	.	1	.	.	.	
34	HARRIS, Lanard										14	11	6	17	0.0	.	.	2	.	1	.		14	11	6	17	0.0	.	.	2	.	1	.	
3	JOHNSON, Rob										5	13	1	14	0.0	.	.	6	.	.	.		5	13	1	14	0.0	.	.	6	.	.	.	
40	McIVER, Xavier										13	2	11	13	0.5		13	2	11	13	0.5	
22	MOORE, Jaden										14	9	4	13	0.0		14	9	4	13	0.0	
97	CAMP, Toby										14	2	10	12	0.5	0.5		33	5	18	23	1.5	1.5	.	1	.	.	.	
13	BURTON, Taylor										11	3	9	12	5.0	3.5	.	.	1	.	.		21	6	14	20	7.5	3.5	.	.	1	.	.	
20	CASTLEBERRY, Joel										14	3	7	10	0.0		49	5	12	17	0.0	
35	BALLARD, Steven										14	7	3	10	0.0	.	.	.	1	1	.		25	9	4	13	0.0	.	.	.	1	1	.	
41	DAILEY, Bryce										10	2	6	8	1.5	1.0		22	7	18	25	4.5	2.5	
17	NEWSOME, Doug										4	2	5	7	0.0	.	.	3	.	.	.		4	2	5	7	0.0	.	.	3	.	.	.	
23	HILL, Celeycan										14	4	2	6	1.0	1.0		25	15	3	18	1.0	1.0	.	1	.	.	.	
26	ROBINSON, AJ										14	5	1	6	0.0		22	5	1	6	0.0	
28	ROBERTSON, Cam										12	2	4	6	0.0		12	2	4	6	0.0	
96	DAWKINS, Jabaree										4	4	1	5	1.5		8	4	1	5	1.5	
44	LITTLE, Anthony										5	.	5	5	0.5		5	.	5	5	0.5	
29	MAYERS, Jamal										9	3	1	4	0.0	.	.	2	.	.	.		9	3	1	4	0.0	.	.	2	.	.	.	
42	PEOPLES, Colton										14	3	.	3	0.0		25	6	1	7	0.0	
93	TOMMIE, Broderick										8	.	3	3	0.0		8	.	3	3	0.0	
36	WEIR, Shamari										10	1	1	2	0.5		39	9	7	16	0.5	
15	COOK, Glover										14	1	1	2	0.0		25	3	3	6	0.0	
91	EDMOND, Lebron										1	.	1	1	0.5	0.5		1	.	1	1	0.5	0.5	
14	BAILEY, Bryce										13	1	.	1	0.0		13	1	.	1	0.0	
20	SMITH, Patrick										14	1	.	1	0.0	1	.		14	1	.	1	0.0	1	.	
83	TIMOSCIEK, Hyatt										4	.	1	1	0.0		4	.	1	1	0.0	
76	EATON, Jason										14	1	.	1	0.0		32	1	.	1	0.0	
16	DIZADARE, Na'Drian										10	1	.	1	0.0		11	1	.	1	0.0	
TM	TEAM										14	.	.	.	0.0													
55	VAN EVERY, Vance										14	.	.	.	0.0	.	.	.	1	.	.		24	.	.	.	0.0	.	.	.	1	.	.	.
Total						14	416	496	912	82	30	19	86	5	9	1																		
Opponents						14	435	556	991	91	28	8	44	8	12	1																		